

Statement of Votes Cast by Precinct
 Washington County, May 21, 2019 Special District
 All Precincts, All Districts, All ScanStations, All Contests, All Boxes
 Official Election Results

Total Ballots Cast: 71319, Registered Voters: 360972, Overall Turnout: 19.76%

Choice	Votes	Vote %
--------	-------	--------

Precinct 301

Portland Community College, Director, Zone 7 (Vote for 1)

568 ballots (0 over voted ballots, 0 overvotes, 245 blank voted), 2018 registered voters, turnout 28.15%

Alex Diaz Rios	313	96.90%
Write-in	10	3.10%
Total	323	100.00%

Banks School District 13, Director, Position 3 (Vote for 1)

431 ballots (0 over voted ballots, 0 overvotes, 173 blank voted), 1391 registered voters, turnout 30.98%

Dan Streblov	247	95.74%
Write-in	11	4.26%
Total	258	100.00%

Banks School District 13, Director, Position 5 (Vote for 1)

431 ballots (0 over voted ballots, 0 overvotes, 87 blank voted), 1391 registered voters, turnout 30.98%

Will Moore	167	48.55%
James Harris	169	49.13%
Write-in	8	2.33%
Total	344	100.00%

Forest Grove School District 15, Director, Position 4 (Vote for 1)

133 ballots (0 over voted ballots, 0 overvotes, 9 blank voted), 622 registered voters, turnout 21.38%

Chelsea Shotts	14	11.29%
Chris Mejia	22	17.74%
L M (Kate) Grandusky	87	70.16%
Write-in	1	0.81%
Total	124	100.00%

Forest Grove School District 15, Director, Position 5 (Vote for 1)

133 ballots (0 over voted ballots, 0 overvotes, 22 blank voted), 622 registered voters, turnout 21.38%

Mike Carter	59	53.15%
Narce Rodriguez	52	46.85%
Write-in	0	0.00%
Total	111	100.00%

Vernonia School District 47J, Director, Position 2 (Vote for 1)

4 ballots (0 over voted ballots, 0 overvotes, 1 blank voted), 5 registered voters, turnout 80.00%

Greg Kintz	3	100.00%
Write-in	0	0.00%
Total	3	100.00%

Vernonia School District 47J, Director, Position 3 (Vote for 1)

4 ballots (0 over voted ballots, 0 overvotes, 1 blank voted), 5 registered voters, turnout 80.00%

Steve Whiteman	3	100.00%
Write-in	0	0.00%
Total	3	100.00%

Vernonia School District 47J, Director, Position 6 (Vote for 1)

4 ballots (0 over voted ballots, 0 overvotes, 3 blank voted), 5 registered voters, turnout 80.00%

Write-in	1	100.00%
Total	1	100.00%

Vernonia School District 47J, Director, Position 7 (Vote for 1)

4 ballots (0 over voted ballots, 0 overvotes, 2 blank voted), 5 registered voters, turnout 80.00%

Write-in	2	100.00%
Total	2	100.00%



Statement of Votes Cast by Precinct
 Washington County, May 21, 2019 Special District
 All Precincts, All Districts, All ScanStations, All Contests, All Boxes
 Official Election Results

Total Ballots Cast: 71319, Registered Voters: 360972, Overall Turnout: 19.76%

Choice	Votes	Vote %
Banks Fire District 13, Director, Pos 2 (Vote for 1)		
414 ballots (0 over voted ballots, 0 overvotes, 153 blank voted), 1294 registered voters, turnout 31.99%		
Matt Vandehey	259	99.23%
Write-in	2	0.77%
Total	261	100.00%

Banks Fire District 13, Director, Pos 4 (Vote for 1)		
414 ballots (0 over voted ballots, 0 overvotes, 147 blank voted), 1294 registered voters, turnout 31.99%		
Mark A Schmidlin	262	98.13%
Write-in	5	1.87%
Total	267	100.00%

Banks Fire District 13, Director, Pos 5 (Vote for 1)		
414 ballots (0 over voted ballots, 0 overvotes, 144 blank voted), 1294 registered voters, turnout 31.99%		
Ed Ewing	265	98.15%
Write-in	5	1.85%
Total	270	100.00%

Forest Grove Fire District, Director, Position 2 (Vote for 1)		
154 ballots (0 over voted ballots, 0 overvotes, 17 blank voted), 719 registered voters, turnout 21.42%		
Brooke Gramer	91	66.42%
Kevin Van Dyke	46	33.58%
Write-in	0	0.00%
Total	137	100.00%

Forest Grove Fire District, Director, Position 4 (Vote for 1)		
154 ballots (0 over voted ballots, 0 overvotes, 40 blank voted), 719 registered voters, turnout 21.42%		
Gary Post	76	66.67%
Nicholas Chan	35	30.70%
Write-in	3	2.63%
Total	114	100.00%

Forest Grove Fire District, Director, Position 5 (Vote for 1)		
154 ballots (0 over voted ballots, 0 overvotes, 48 blank voted), 719 registered voters, turnout 21.42%		
Dallas F Boge	103	97.17%
Write-in	3	2.83%
Total	106	100.00%

Measure 34-287 Banks Fire District 13 (Vote for 1)		
414 ballots (0 over voted ballots, 0 overvotes, 10 blank voted), 1294 registered voters, turnout 31.99%		
Yes	255	63.12%
No	149	36.88%
Total	404	100.00%

Precinct 302

Beaverton School District 48J, Director, Zone 3 (Vote for 1)		
422 ballots (0 over voted ballots, 0 overvotes, 174 blank voted), 2674 registered voters, turnout 15.78%		
Eric Simpson	243	97.98%
Write-in	5	2.02%
Total	248	100.00%

Beaverton School District 48J, Director, Zone 6 (Vote for 1)		
422 ballots (0 over voted ballots, 0 overvotes, 175 blank voted), 2674 registered voters, turnout 15.78%		
Becky Tymchuk	239	96.76%
Write-in	8	3.24%
Total	247	100.00%



Statement of Votes Cast by Precinct
Washington County, May 21, 2019 Special District
All Precincts, All Districts, All ScanStations, All Contests, All Boxes
Official Election Results

Page: 3 of 185
2019-06-06
15:41:55

Total Ballots Cast: 71319, Registered Voters: 360972, Overall Turnout: 19.76%

Choice	Votes	Vote %
Beaverton School District 48J, Director, Zone 7 (Vote for 1)		
422 ballots (0 over voted ballots, 0 overvotes, 178 blank voted), 2674 registered voters, turnout 15.78%		
Tom Colett	239	97.95%
Write-in	5	2.05%
Total	244	100.00%

Tualatin Valley Fire and Rescue District, Dir, Position 4 (Vote for 1)		
422 ballots (0 over voted ballots, 0 overvotes, 116 blank voted), 2674 registered voters, turnout 15.78%		
Robert A Satterwhite	160	52.29%
Randy Lauer	145	47.39%
Write-in	1	0.33%
Total	306	100.00%

Tualatin Valley Fire and Rescue District, Dir, Position 5 (Vote for 1)		
422 ballots (0 over voted ballots, 0 overvotes, 124 blank voted), 2674 registered voters, turnout 15.78%		
Justin Dillingham	138	46.31%
Brian Clopton	100	33.56%
Jason Hitzert	15	5.03%
Kevin Van Dyke	44	14.77%
Write-in	1	0.34%
Total	298	100.00%

Tualatin Valley Water District, Commissioner, Position 4 (Vote for 1)		
422 ballots (0 over voted ballots, 0 overvotes, 184 blank voted), 2674 registered voters, turnout 15.78%		
Todd Sanders	234	98.32%
Write-in	4	1.68%
Total	238	100.00%

Tualatin Valley Water District, Commissioner, Position 5 (Vote for 1)		
422 ballots (0 over voted ballots, 0 overvotes, 182 blank voted), 2674 registered voters, turnout 15.78%		
Jim Doane	236	98.33%
Write-in	4	1.67%
Total	240	100.00%

THPRD, Director, Position 2 (Vote for 1)		
422 ballots (0 over voted ballots, 0 overvotes, 114 blank voted), 2674 registered voters, turnout 15.78%		
Wendy Kroger	215	69.81%
Amber WilsonValdivia	92	29.87%
Write-in	1	0.32%
Total	308	100.00%

THPRD, Director, Position 3 (Vote for 1)		
422 ballots (0 over voted ballots, 0 overvotes, 113 blank voted), 2674 registered voters, turnout 15.78%		
Hartmeier-Prigg	190	61.49%
Bill Kanable	117	37.86%
Write-in	2	0.65%
Total	309	100.00%

THPRD, Director, Position 4 (Vote for 1)		
422 ballots (0 over voted ballots, 0 overvotes, 113 blank voted), 2674 registered voters, turnout 15.78%		
Mahesh Udata	15	4.85%
John Griffiths	140	45.31%
Heidi Edwards	153	49.51%
Write-in	1	0.32%
Total	309	100.00%

THPRD, Director, Position 5 (Vote for 1)		
422 ballots (0 over voted ballots, 0 overvotes, 119 blank voted), 2674 registered voters, turnout 15.78%		
Tya Ping	162	53.47%



Statement of Votes Cast by Precinct
 Washington County, May 21, 2019 Special District
 All Precincts, All Districts, All ScanStations, All Contests, All Boxes
 Official Election Results

Page: 4 of 185
 2019-06-06
 15:41:55

Total Ballots Cast: 71319, Registered Voters: 360972, Overall Turnout: 19.76%

Choice	Votes	Vote %
Ali Kavianian	113	37.29%
Bhaskar Aluru	26	8.58%
Write-in	2	0.66%
Total	303	100.00%

Measure 34-286 Tualatin Valley Fire and Rescue District (Vote for 1)

422 ballots (0 over voted ballots, 0 overvotes, 16 blank voted), 2674 registered voters, turnout 15.78%

Yes	324	79.80%
No	82	20.20%
Total	406	100.00%

Precinct 303

Portland Community College, Director, Zone 7 (Vote for 1)

6 ballots (0 over voted ballots, 0 overvotes, 4 blank voted), 4 registered voters, turnout 150.00%

Alex Diaz Rios	2	100.00%
Write-in	0	0.00%
Total	2	100.00%

Hillsboro School District 1J, Director, Position 4 (Vote for 1)

213 ballots (0 over voted ballots, 0 overvotes, 23 blank voted), 1107 registered voters, turnout 19.24%

See Eun Kim	76	40.00%
Bart Rask	113	59.47%
Write-in	1	0.53%
Total	190	100.00%

Hillsboro School District 1J, Director, Position 5 (Vote for 1)

213 ballots (0 over voted ballots, 0 overvotes, 83 blank voted), 1107 registered voters, turnout 19.24%

Lisa Allen	126	96.92%
Write-in	4	3.08%
Total	130	100.00%

Hillsboro School District 1J, Director, Position 7 (Vote for 1)

213 ballots (0 over voted ballots, 0 overvotes, 94 blank voted), 1107 registered voters, turnout 19.24%

Yadira Martinez	116	97.48%
Write-in	3	2.52%
Total	119	100.00%

Tualatin Valley Fire and Rescue District, Dir, Position 4 (Vote for 1)

213 ballots (0 over voted ballots, 0 overvotes, 41 blank voted), 1107 registered voters, turnout 19.24%

Robert A Satterwhite	75	43.60%
Randy Lauer	97	56.40%
Write-in	0	0.00%
Total	172	100.00%

Tualatin Valley Fire and Rescue District, Dir, Position 5 (Vote for 1)

213 ballots (0 over voted ballots, 0 overvotes, 43 blank voted), 1107 registered voters, turnout 19.24%

Justin Dillingham	56	32.94%
Brian Clopton	68	40.00%
Jason Hitzert	9	5.29%
Kevin Van Dyke	37	21.76%
Write-in	0	0.00%
Total	170	100.00%

Tualatin Valley Water District, Commissioner, Position 4 (Vote for 1)

107 ballots (0 over voted ballots, 0 overvotes, 41 blank voted), 678 registered voters, turnout 15.78%

Todd Sanders	66	100.00%
Write-in	0	0.00%
Total	66	100.00%



Statement of Votes Cast by Precinct
 Washington County, May 21, 2019 Special District
 All Precincts, All Districts, All ScanStations, All Contests, All Boxes
 Official Election Results

Page: 5 of 185
 2019-06-06
 15:41:55

Total Ballots Cast: 71319, Registered Voters: 360972, Overall Turnout: 19.76%

Choice	Votes	Vote %
Tualatin Valley Water District, Commissioner, Position 5 (Vote for 1)		
107 ballots (0 over voted ballots, 0 overvotes, 41 blank voted), 678 registered voters, turnout 15.78%		
Jim Doane	66	100.00%
Write-in	0	0.00%
Total	66	100.00%

THPRD, Director, Position 2 (Vote for 1)		
11 ballots (0 over voted ballots, 0 overvotes, 2 blank voted), 81 registered voters, turnout 13.58%		
Wendy Kroger	6	66.67%
Amber WilsonValdivia	3	33.33%
Write-in	0	0.00%
Total	9	100.00%

THPRD, Director, Position 3 (Vote for 1)		
11 ballots (0 over voted ballots, 0 overvotes, 1 blank voted), 81 registered voters, turnout 13.58%		
Hartmeier-Prigg	3	30.00%
Bill Kanable	7	70.00%
Write-in	0	0.00%
Total	10	100.00%

THPRD, Director, Position 4 (Vote for 1)		
11 ballots (0 over voted ballots, 0 overvotes, 1 blank voted), 81 registered voters, turnout 13.58%		
Mahesh Udata	0	0.00%
John Griffiths	9	90.00%
Heidi Edwards	1	10.00%
Write-in	0	0.00%
Total	10	100.00%

THPRD, Director, Position 5 (Vote for 1)		
11 ballots (0 over voted ballots, 0 overvotes, 1 blank voted), 81 registered voters, turnout 13.58%		
Tya Ping	5	50.00%
Ali Kavianian	5	50.00%
Bhaskar Aluru	0	0.00%
Write-in	0	0.00%
Total	10	100.00%

Measure 34-286 Tualatin Valley Fire and Rescue District (Vote for 1)		
213 ballots (0 over voted ballots, 0 overvotes, 14 blank voted), 1107 registered voters, turnout 19.24%		
Yes	153	76.88%
No	46	23.12%
Total	199	100.00%

Precinct 304

Hillsboro School District 1J, Director, Position 4 (Vote for 1)		
625 ballots (0 over voted ballots, 0 overvotes, 125 blank voted), 3541 registered voters, turnout 17.65%		
See Eun Kim	284	56.80%
Bart Rask	213	42.60%
Write-in	3	0.60%
Total	500	100.00%

Hillsboro School District 1J, Director, Position 5 (Vote for 1)		
625 ballots (0 over voted ballots, 0 overvotes, 249 blank voted), 3541 registered voters, turnout 17.65%		
Lisa Allen	367	97.61%
Write-in	9	2.39%
Total	376	100.00%

Hillsboro School District 1J, Director, Position 7 (Vote for 1)		
625 ballots (0 over voted ballots, 0 overvotes, 263 blank voted), 3541 registered voters, turnout 17.65%		
Yadira Martinez	348	96.13%



Statement of Votes Cast by Precinct
 Washington County, May 21, 2019 Special District
 All Precincts, All Districts, All ScanStations, All Contests, All Boxes
 Official Election Results

Total Ballots Cast: 71319, Registered Voters: 360972, Overall Turnout: 19.76%

Choice	Votes	Vote %
Write-in	14	3.87%
Total	362	100.00%

Tualatin Valley Fire and Rescue District, Dir, Position 4 (Vote for 1)
625 ballots (0 over voted ballots, 0 overvotes, 146 blank voted), 3541 registered voters, turnout 17.65%

Robert A Satterwhite	223	46.56%
Randy Lauer	253	52.82%
Write-in	3	0.63%
Total	479	100.00%

Tualatin Valley Fire and Rescue District, Dir, Position 5 (Vote for 1)
625 ballots (1 over voted ballots, 1 overvotes, 166 blank voted), 3541 registered voters, turnout 17.65%

Justin Dillingham	198	43.23%
Brian Clopton	155	33.84%
Jason Hitzert	23	5.02%
Kevin Van Dyke	79	17.25%
Write-in	3	0.66%
Total	458	100.00%

Tualatin Valley Water District, Commissioner, Position 4 (Vote for 1)
624 ballots (0 over voted ballots, 0 overvotes, 276 blank voted), 3539 registered voters, turnout 17.63%

Todd Sanders	344	98.85%
Write-in	4	1.15%
Total	348	100.00%

Tualatin Valley Water District, Commissioner, Position 5 (Vote for 1)
624 ballots (0 over voted ballots, 0 overvotes, 269 blank voted), 3539 registered voters, turnout 17.63%

Jim Doane	350	98.59%
Write-in	5	1.41%
Total	355	100.00%

Measure 34-286 Tualatin Valley Fire and Rescue District (Vote for 1)
625 ballots (0 over voted ballots, 0 overvotes, 19 blank voted), 3541 registered voters, turnout 17.65%

Yes	501	82.67%
No	105	17.33%
Total	606	100.00%

Precinct 305

Portland Community College, Director, Zone 7 (Vote for 1)
246 ballots (0 over voted ballots, 0 overvotes, 92 blank voted), 1077 registered voters, turnout 22.84%

Alex Diaz Rios	152	98.70%
Write-in	2	1.30%
Total	154	100.00%

Banks School District 13, Director, Position 3 (Vote for 1)
246 ballots (0 over voted ballots, 0 overvotes, 76 blank voted), 1077 registered voters, turnout 22.84%

Dan Streblov	168	98.82%
Write-in	2	1.18%
Total	170	100.00%

Banks School District 13, Director, Position 5 (Vote for 1)
246 ballots (0 over voted ballots, 0 overvotes, 35 blank voted), 1077 registered voters, turnout 22.84%

Will Moore	130	61.61%
James Harris	78	36.97%
Write-in	3	1.42%
Total	211	100.00%



Statement of Votes Cast by Precinct
 Washington County, May 21, 2019 Special District
 All Precincts, All Districts, All ScanStations, All Contests, All Boxes
 Official Election Results

Page: 7 of 185
 2019-06-06
 15:41:55

Total Ballots Cast: 71319, Registered Voters: 360972, Overall Turnout: 19.76%

Choice	Votes	Vote %
Banks Fire District 13, Director, Pos 2 (Vote for 1)		
246 ballots (0 over voted ballots, 0 overvotes, 66 blank voted), 1077 registered voters, turnout 22.84%		
Matt Vandehey	178	98.89%
Write-in	2	1.11%
Total	180	100.00%

Banks Fire District 13, Director, Pos 4 (Vote for 1)		
246 ballots (0 over voted ballots, 0 overvotes, 70 blank voted), 1077 registered voters, turnout 22.84%		
Mark A Schmidlin	174	98.86%
Write-in	2	1.14%
Total	176	100.00%

Banks Fire District 13, Director, Pos 5 (Vote for 1)		
246 ballots (0 over voted ballots, 0 overvotes, 66 blank voted), 1077 registered voters, turnout 22.84%		
Ed Ewing	177	98.33%
Write-in	3	1.67%
Total	180	100.00%

Measure 34-287 Banks Fire District 13 (Vote for 1)		
246 ballots (0 over voted ballots, 0 overvotes, 3 blank voted), 1077 registered voters, turnout 22.84%		
Yes	134	55.14%
No	109	44.86%
Total	243	100.00%

Precinct 306

Beaverton School District 48J, Director, Zone 3 (Vote for 1)		
110 ballots (0 over voted ballots, 0 overvotes, 36 blank voted), 762 registered voters, turnout 14.44%		
Eric Simpson	72	97.30%
Write-in	2	2.70%
Total	74	100.00%

Beaverton School District 48J, Director, Zone 6 (Vote for 1)		
110 ballots (0 over voted ballots, 0 overvotes, 36 blank voted), 762 registered voters, turnout 14.44%		
Becky Tymchuk	72	97.30%
Write-in	2	2.70%
Total	74	100.00%

Beaverton School District 48J, Director, Zone 7 (Vote for 1)		
110 ballots (0 over voted ballots, 0 overvotes, 38 blank voted), 762 registered voters, turnout 14.44%		
Tom Colett	70	97.22%
Write-in	2	2.78%
Total	72	100.00%

Tualatin Valley Fire and Rescue District, Dir, Position 4 (Vote for 1)		
110 ballots (0 over voted ballots, 0 overvotes, 23 blank voted), 762 registered voters, turnout 14.44%		
Robert A Satterwhite	46	52.87%
Randy Lauer	41	47.13%
Write-in	0	0.00%
Total	87	100.00%

Tualatin Valley Fire and Rescue District, Dir, Position 5 (Vote for 1)		
110 ballots (0 over voted ballots, 0 overvotes, 22 blank voted), 762 registered voters, turnout 14.44%		
Justin Dillingham	49	55.68%
Brian Clopton	24	27.27%
Jason Hitzert	7	7.95%
Kevin Van Dyke	6	6.82%
Write-in	2	2.27%



Statement of Votes Cast by Precinct
 Washington County, May 21, 2019 Special District
 All Precincts, All Districts, All ScanStations, All Contests, All Boxes
 Official Election Results

Total Ballots Cast: 71319, Registered Voters: 360972, Overall Turnout: 19.76%

Choice	Votes	Vote %
Total	88	100.00%

Tualatin Valley Water District, Commissioner, Position 4 (Vote for 1)

110 ballots (0 over voted ballots, 0 overvotes, 39 blank voted), 762 registered voters, turnout 14.44%

Todd Sanders	71	100.00%
Write-in	0	0.00%
Total	71	100.00%

Tualatin Valley Water District, Commissioner, Position 5 (Vote for 1)

110 ballots (0 over voted ballots, 0 overvotes, 39 blank voted), 762 registered voters, turnout 14.44%

Jim Doane	71	100.00%
Write-in	0	0.00%
Total	71	100.00%

THPRD, Director, Position 2 (Vote for 1)

110 ballots (0 over voted ballots, 0 overvotes, 20 blank voted), 762 registered voters, turnout 14.44%

Wendy Kroger	71	78.89%
Amber WilsonValdivia	19	21.11%
Write-in	0	0.00%
Total	90	100.00%

THPRD, Director, Position 3 (Vote for 1)

110 ballots (0 over voted ballots, 0 overvotes, 20 blank voted), 762 registered voters, turnout 14.44%

Hartmeier-Prigg	64	71.11%
Bill Kanable	26	28.89%
Write-in	0	0.00%
Total	90	100.00%

THPRD, Director, Position 4 (Vote for 1)

110 ballots (0 over voted ballots, 0 overvotes, 24 blank voted), 762 registered voters, turnout 14.44%

Mahesh Udata	6	6.98%
John Griffiths	36	41.86%
Heidi Edwards	44	51.16%
Write-in	0	0.00%
Total	86	100.00%

THPRD, Director, Position 5 (Vote for 1)

110 ballots (0 over voted ballots, 0 overvotes, 27 blank voted), 762 registered voters, turnout 14.44%

Tya Ping	40	48.19%
Ali Kavianian	35	42.17%
Bhaskar Aluru	8	9.64%
Write-in	0	0.00%
Total	83	100.00%

Measure 34-286 Tualatin Valley Fire and Rescue District (Vote for 1)

110 ballots (0 over voted ballots, 0 overvotes, 6 blank voted), 762 registered voters, turnout 14.44%

Yes	90	86.54%
No	14	13.46%
Total	104	100.00%

Precinct 307

Portland Community College, Director, Zone 7 (Vote for 1)

397 ballots (0 over voted ballots, 0 overvotes, 118 blank voted), 2091 registered voters, turnout 18.99%

Alex Diaz Rios	275	98.57%
Write-in	4	1.43%
Total	279	100.00%



Statement of Votes Cast by Precinct
 Washington County, May 21, 2019 Special District
 All Precincts, All Districts, All ScanStations, All Contests, All Boxes
 Official Election Results

Total Ballots Cast: 71319, Registered Voters: 360972, Overall Turnout: 19.76%

Choice	Votes	Vote %
Hillsboro School District 1J, Director, Position 4 (Vote for 1)		
397 ballots (1 over voted ballots, 1 overvotes, 1 blank voted), 2091 registered voters, turnout 18.99%		
See Eun Kim	200	50.63%
Bart Rask	194	49.11%
Write-in	1	0.25%
Total	395	100.00%
Hillsboro School District 1J, Director, Position 5 (Vote for 1)		
397 ballots (0 over voted ballots, 0 overvotes, 117 blank voted), 2091 registered voters, turnout 18.99%		
Lisa Allen	277	98.93%
Write-in	3	1.07%
Total	280	100.00%
Hillsboro School District 1J, Director, Position 7 (Vote for 1)		
397 ballots (0 over voted ballots, 0 overvotes, 118 blank voted), 2091 registered voters, turnout 18.99%		
Yadira Martinez	275	98.57%
Write-in	4	1.43%
Total	279	100.00%
Precinct 308		
Portland Community College, Director, Zone 7 (Vote for 1)		
51 ballots (0 over voted ballots, 0 overvotes, 29 blank voted), 184 registered voters, turnout 27.72%		
Alex Diaz Rios	20	90.91%
Write-in	2	9.09%
Total	22	100.00%
Forest Grove School District 15, Director, Position 4 (Vote for 1)		
8 ballots (0 over voted ballots, 0 overvotes, 5 blank voted), 36 registered voters, turnout 22.22%		
Chelsea Shotts	0	0.00%
Chris Mejia	0	0.00%
L M (Kate) Grandusky	3	100.00%
Write-in	0	0.00%
Total	3	100.00%
Forest Grove School District 15, Director, Position 5 (Vote for 1)		
8 ballots (0 over voted ballots, 0 overvotes, 5 blank voted), 36 registered voters, turnout 22.22%		
Mike Carter	1	33.33%
Narce Rodriguez	2	66.67%
Write-in	0	0.00%
Total	3	100.00%
Hillsboro School District 1J, Director, Position 4 (Vote for 1)		
43 ballots (0 over voted ballots, 0 overvotes, 10 blank voted), 148 registered voters, turnout 29.05%		
See Eun Kim	19	57.58%
Bart Rask	14	42.42%
Write-in	0	0.00%
Total	33	100.00%
Hillsboro School District 1J, Director, Position 5 (Vote for 1)		
43 ballots (0 over voted ballots, 0 overvotes, 20 blank voted), 148 registered voters, turnout 29.05%		
Lisa Allen	23	100.00%
Write-in	0	0.00%
Total	23	100.00%
Hillsboro School District 1J, Director, Position 7 (Vote for 1)		
43 ballots (0 over voted ballots, 0 overvotes, 24 blank voted), 148 registered voters, turnout 29.05%		
Yadira Martinez	19	100.00%
Write-in	0	0.00%



Statement of Votes Cast by Precinct
 Washington County, May 21, 2019 Special District
 All Precincts, All Districts, All ScanStations, All Contests, All Boxes
 Official Election Results

Total Ballots Cast: 71319, Registered Voters: 360972, Overall Turnout: 19.76%

Choice	Votes	Vote %
Total	19	100.00%

Cornelius Rural Fire District, Director, Position 1 (Vote for 1)

38 ballots (0 over voted ballots, 0 overvotes, 8 blank voted), 153 registered voters, turnout 24.84%

Dan Eischen	29	96.67%
Write-in	1	3.33%
Total	30	100.00%

Cornelius Rural Fire District, Director, Position 4 (Vote for 1)

38 ballots (0 over voted ballots, 0 overvotes, 9 blank voted), 153 registered voters, turnout 24.84%

Wesley VanDyke	29	100.00%
Write-in	0	0.00%
Total	29	100.00%

Cornelius Rural Fire District, Director, Position 5 (Vote for 1)

38 ballots (0 over voted ballots, 0 overvotes, 31 blank voted), 153 registered voters, turnout 24.84%

Write-in	7	100.00%
Total	7	100.00%

Tualatin Valley Fire and Rescue District, Dir, Position 4 (Vote for 1)

13 ballots (0 over voted ballots, 0 overvotes, 7 blank voted), 31 registered voters, turnout 41.94%

Robert A Satterwhite	6	100.00%
Randy Lauer	0	0.00%
Write-in	0	0.00%
Total	6	100.00%

Tualatin Valley Fire and Rescue District, Dir, Position 5 (Vote for 1)

13 ballots (0 over voted ballots, 0 overvotes, 6 blank voted), 31 registered voters, turnout 41.94%

Justin Dillingham	6	85.71%
Brian Clopton	0	0.00%
Jason Hitzert	0	0.00%
Kevin Van Dyke	1	14.29%
Write-in	0	0.00%
Total	7	100.00%

Measure 34-286 Tualatin Valley Fire and Rescue District (Vote for 1)

13 ballots (0 over voted ballots, 0 overvotes, 2 blank voted), 31 registered voters, turnout 41.94%

Yes	5	45.45%
No	6	54.55%
Total	11	100.00%

Measure 34-288 Cornelius Rural Fire District (Vote for 1)

38 ballots (0 over voted ballots, 0 overvotes, 1 blank voted), 153 registered voters, turnout 24.84%

Yes	36	97.30%
No	1	2.70%
Total	37	100.00%

Precinct 309

Portland Community College, Director, Zone 7 (Vote for 1)

759 ballots (0 over voted ballots, 0 overvotes, 188 blank voted), 3889 registered voters, turnout 19.52%

Alex Diaz Rios	563	98.60%
Write-in	8	1.40%
Total	571	100.00%

Hillsboro School District 1J, Director, Position 4 (Vote for 1)

759 ballots (0 over voted ballots, 0 overvotes, 4 blank voted), 3889 registered voters, turnout 19.52%

See Eun Kim	460	60.93%
Bart Rask	293	38.81%



Statement of Votes Cast by Precinct
 Washington County, May 21, 2019 Special District
 All Precincts, All Districts, All ScanStations, All Contests, All Boxes
 Official Election Results

Total Ballots Cast: 71319, Registered Voters: 360972, Overall Turnout: 19.76%

Choice	Votes	Vote %
Write-in	2	0.26%
Total	755	100.00%

Hillsboro School District 1J, Director, Position 5 (Vote for 1)
759 ballots (0 over voted ballots, 0 overvotes, 173 blank voted), 3889 registered voters, turnout 19.52%

Lisa Allen	576	98.29%
Write-in	10	1.71%
Total	586	100.00%

Hillsboro School District 1J, Director, Position 7 (Vote for 1)
759 ballots (0 over voted ballots, 0 overvotes, 181 blank voted), 3889 registered voters, turnout 19.52%

Yadira Martinez	565	97.75%
Write-in	13	2.25%
Total	578	100.00%

Tualatin Valley Water District, Commissioner, Position 4 (Vote for 1)
3 ballots (0 over voted ballots, 0 overvotes, 1 blank voted), 79 registered voters, turnout 3.80%

Todd Sanders	2	100.00%
Write-in	0	0.00%
Total	2	100.00%

Tualatin Valley Water District, Commissioner, Position 5 (Vote for 1)
3 ballots (0 over voted ballots, 0 overvotes, 1 blank voted), 79 registered voters, turnout 3.80%

Jim Doane	2	100.00%
Write-in	0	0.00%
Total	2	100.00%

Precinct 310

Portland Community College, Director, Zone 7 (Vote for 1)
374 ballots (0 over voted ballots, 0 overvotes, 140 blank voted), 1837 registered voters, turnout 20.36%

Alex Diaz Rios	227	97.01%
Write-in	7	2.99%
Total	234	100.00%

Forest Grove School District 15, Director, Position 4 (Vote for 1)
290 ballots (0 over voted ballots, 0 overvotes, 26 blank voted), 1537 registered voters, turnout 18.87%

Chelsea Shotts	60	22.73%
Chris Mejia	97	36.74%
L M (Kate) Grandusky	107	40.53%
Write-in	0	0.00%
Total	264	100.00%

Forest Grove School District 15, Director, Position 5 (Vote for 1)
290 ballots (0 over voted ballots, 0 overvotes, 28 blank voted), 1537 registered voters, turnout 18.87%

Mike Carter	150	57.25%
Narce Rodriguez	111	42.37%
Write-in	1	0.38%
Total	262	100.00%

Gaston School District 511J, Director, Position 1 (Vote for 1)
47 ballots (0 over voted ballots, 0 overvotes, 12 blank voted), 166 registered voters, turnout 28.31%

Christine Riley	34	97.14%
Write-in	1	2.86%
Total	35	100.00%

Gaston School District 511J, Director, Position 4 (Vote for 1)
47 ballots (0 over voted ballots, 0 overvotes, 9 blank voted), 166 registered voters, turnout 28.31%

Clinton Nelson	34	89.47%
----------------	----	--------



Statement of Votes Cast by Precinct
 Washington County, May 21, 2019 Special District
 All Precincts, All Districts, All ScanStations, All Contests, All Boxes
 Official Election Results

Total Ballots Cast: 71319, Registered Voters: 360972, Overall Turnout: 19.76%

Choice	Votes	Vote %
Write-in	4	10.53%
Total	38	100.00%

Gaston School District 511J, Director, Position 5 (Vote for 1)
47 ballots (0 over voted ballots, 0 overvotes, 23 blank voted), 166 registered voters, turnout 28.31%

Write-in	24	100.00%
Total	24	100.00%

Hillsboro School District 1J, Director, Position 4 (Vote for 1)
37 ballots (0 over voted ballots, 0 overvotes, 6 blank voted), 134 registered voters, turnout 27.61%

See Eun Kim	14	45.16%
Bart Rask	17	54.84%
Write-in	0	0.00%
Total	31	100.00%

Hillsboro School District 1J, Director, Position 5 (Vote for 1)
37 ballots (0 over voted ballots, 0 overvotes, 15 blank voted), 134 registered voters, turnout 27.61%

Lisa Allen	22	100.00%
Write-in	0	0.00%
Total	22	100.00%

Hillsboro School District 1J, Director, Position 7 (Vote for 1)
37 ballots (0 over voted ballots, 0 overvotes, 17 blank voted), 134 registered voters, turnout 27.61%

Yadira Martinez	20	100.00%
Write-in	0	0.00%
Total	20	100.00%

Cornelius Rural Fire District, Director, Position 1 (Vote for 1)
88 ballots (0 over voted ballots, 0 overvotes, 17 blank voted), 258 registered voters, turnout 34.11%

Dan Eischen	71	100.00%
Write-in	0	0.00%
Total	71	100.00%

Cornelius Rural Fire District, Director, Position 4 (Vote for 1)
88 ballots (0 over voted ballots, 0 overvotes, 20 blank voted), 258 registered voters, turnout 34.11%

Wesley VanDyke	68	100.00%
Write-in	0	0.00%
Total	68	100.00%

Cornelius Rural Fire District, Director, Position 5 (Vote for 1)
88 ballots (0 over voted ballots, 0 overvotes, 75 blank voted), 258 registered voters, turnout 34.11%

Write-in	13	100.00%
Total	13	100.00%

Forest Grove Fire District, Director, Position 2 (Vote for 1)
208 ballots (1 over voted ballots, 1 overvotes, 18 blank voted), 1234 registered voters, turnout 16.86%

Brooke Gramer	110	58.20%
Kevin Van Dyke	79	41.80%
Write-in	0	0.00%
Total	189	100.00%

Forest Grove Fire District, Director, Position 4 (Vote for 1)
208 ballots (0 over voted ballots, 0 overvotes, 25 blank voted), 1234 registered voters, turnout 16.86%

Gary Post	128	69.95%
Nicholas Chan	53	28.96%
Write-in	2	1.09%
Total	183	100.00%



Statement of Votes Cast by Precinct
 Washington County, May 21, 2019 Special District
 All Precincts, All Districts, All ScanStations, All Contests, All Boxes
 Official Election Results

Page: 13 of 185
 2019-06-06
 15:41:55

Total Ballots Cast: 71319, Registered Voters: 360972, Overall Turnout: 19.76%

Choice	Votes	Vote %
Forest Grove Fire District, Director, Position 5 (Vote for 1)		
208 ballots (0 over voted ballots, 0 overvotes, 69 blank voted), 1234 registered voters, turnout 16.86%		
Dallas F Boge	134	96.40%
Write-in	5	3.60%
Total	139	100.00%
Gaston Rural Fire District, Director, Position 1 (Vote for 1)		
78 ballots (0 over voted ballots, 0 overvotes, 14 blank voted), 345 registered voters, turnout 22.61%		
Steve A Hedin	64	100.00%
Write-in	0	0.00%
Total	64	100.00%
Gaston Rural Fire District, Director, Position 2 (Vote for 1)		
78 ballots (0 over voted ballots, 0 overvotes, 13 blank voted), 345 registered voters, turnout 22.61%		
Donald B Allen	64	98.46%
Write-in	1	1.54%
Total	65	100.00%
Gaston Rural Fire District, Director, Position 3 (Vote for 1)		
78 ballots (0 over voted ballots, 0 overvotes, 18 blank voted), 345 registered voters, turnout 22.61%		
Mark S Pedemonte	59	98.33%
Write-in	1	1.67%
Total	60	100.00%
Measure 34-288 Cornelius Rural Fire District (Vote for 1)		
88 ballots (0 over voted ballots, 0 overvotes, 4 blank voted), 258 registered voters, turnout 34.11%		
Yes	80	95.24%
No	4	4.76%
Total	84	100.00%
Measure 34-289 Gaston Rural Fire District (Vote for 1)		
78 ballots (0 over voted ballots, 0 overvotes, 1 blank voted), 345 registered voters, turnout 22.61%		
Yes	65	84.42%
No	12	15.58%
Total	77	100.00%
Precinct 311		
Portland Community College, Director, Zone 7 (Vote for 1)		
8 ballots (0 over voted ballots, 0 overvotes, 4 blank voted), 15 registered voters, turnout 53.33%		
Alex Diaz Rios	4	100.00%
Write-in	0	0.00%
Total	4	100.00%
Gaston School District 511J, Director, Position 1 (Vote for 1)		
180 ballots (0 over voted ballots, 0 overvotes, 61 blank voted), 790 registered voters, turnout 22.78%		
Christine Riley	115	96.64%
Write-in	4	3.36%
Total	119	100.00%
Gaston School District 511J, Director, Position 4 (Vote for 1)		
180 ballots (0 over voted ballots, 0 overvotes, 62 blank voted), 790 registered voters, turnout 22.78%		
Clinton Nelson	113	95.76%
Write-in	5	4.24%
Total	118	100.00%
Gaston School District 511J, Director, Position 5 (Vote for 1)		
180 ballots (0 over voted ballots, 0 overvotes, 139 blank voted), 790 registered voters, turnout 22.78%		
Write-in	41	100.00%



Statement of Votes Cast by Precinct
 Washington County, May 21, 2019 Special District
 All Precincts, All Districts, All ScanStations, All Contests, All Boxes
 Official Election Results

Total Ballots Cast: 71319, Registered Voters: 360972, Overall Turnout: 19.76%

Choice	Votes	Vote %
Total	41	100.00%

Gaston Rural Fire District, Director, Position 1 (Vote for 1)

180 ballots (0 over voted ballots, 0 overvotes, 45 blank voted), 790 registered voters, turnout 22.78%

Steve A Hedin	133	98.52%
Write-in	2	1.48%
Total	135	100.00%

Gaston Rural Fire District, Director, Position 2 (Vote for 1)

180 ballots (0 over voted ballots, 0 overvotes, 55 blank voted), 790 registered voters, turnout 22.78%

Donald B Allen	124	99.20%
Write-in	1	0.80%
Total	125	100.00%

Gaston Rural Fire District, Director, Position 3 (Vote for 1)

180 ballots (0 over voted ballots, 0 overvotes, 53 blank voted), 790 registered voters, turnout 22.78%

Mark S Pedemonte	125	98.43%
Write-in	2	1.57%
Total	127	100.00%

Measure 34-289 Gaston Rural Fire District (Vote for 1)

180 ballots (0 over voted ballots, 0 overvotes, 3 blank voted), 790 registered voters, turnout 22.78%

Yes	146	82.49%
No	31	17.51%
Total	177	100.00%

Precinct 312

Portland Community College, Director, Zone 7 (Vote for 1)

181 ballots (0 over voted ballots, 0 overvotes, 81 blank voted), 848 registered voters, turnout 21.34%

Alex Diaz Rios	96	96.00%
Write-in	4	4.00%
Total	100	100.00%

Banks School District 13, Director, Position 3 (Vote for 1)

0 ballots (0 over voted ballots, 0 overvotes, 0 blank voted), 4 registered voters, turnout 0.00%

Dan Streblow	0	0.00%
Write-in	0	0.00%
Total	0	0.00%

Banks School District 13, Director, Position 5 (Vote for 1)

0 ballots (0 over voted ballots, 0 overvotes, 0 blank voted), 4 registered voters, turnout 0.00%

Will Moore	0	0.00%
James Harris	0	0.00%
Write-in	0	0.00%
Total	0	0.00%

Forest Grove School District 15, Director, Position 4 (Vote for 1)

181 ballots (0 over voted ballots, 0 overvotes, 18 blank voted), 844 registered voters, turnout 21.45%

Chelsea Shotts	23	14.11%
Chris Mejia	29	17.79%
L M (Kate) Grandusky	110	67.48%
Write-in	1	0.61%
Total	163	100.00%

Forest Grove School District 15, Director, Position 5 (Vote for 1)

181 ballots (0 over voted ballots, 0 overvotes, 24 blank voted), 844 registered voters, turnout 21.45%

Mike Carter	88	56.05%
Narce Rodriguez	68	43.31%



Statement of Votes Cast by Precinct
 Washington County, May 21, 2019 Special District
 All Precincts, All Districts, All ScanStations, All Contests, All Boxes
 Official Election Results

Total Ballots Cast: 71319, Registered Voters: 360972, Overall Turnout: 19.76%

Choice	Votes	Vote %
Write-in	1	0.64%
Total	157	100.00%

Forest Grove Fire District, Director, Position 2 (Vote for 1)

175 ballots (0 over voted ballots, 0 overvotes, 13 blank voted), 821 registered voters, turnout 21.32%

Brooke Gramer	118	72.84%
Kevin Van Dyke	44	27.16%
Write-in	0	0.00%
Total	162	100.00%

Forest Grove Fire District, Director, Position 4 (Vote for 1)

175 ballots (0 over voted ballots, 0 overvotes, 32 blank voted), 821 registered voters, turnout 21.32%

Gary Post	110	76.92%
Nicholas Chan	33	23.08%
Write-in	0	0.00%
Total	143	100.00%

Forest Grove Fire District, Director, Position 5 (Vote for 1)

175 ballots (0 over voted ballots, 0 overvotes, 31 blank voted), 821 registered voters, turnout 21.32%

Dallas F Boge	143	99.31%
Write-in	1	0.69%
Total	144	100.00%

Gaston Rural Fire District, Director, Position 1 (Vote for 1)

3 ballots (0 over voted ballots, 0 overvotes, 2 blank voted), 17 registered voters, turnout 17.65%

Steve A Hedin	1	100.00%
Write-in	0	0.00%
Total	1	100.00%

Gaston Rural Fire District, Director, Position 2 (Vote for 1)

3 ballots (0 over voted ballots, 0 overvotes, 2 blank voted), 17 registered voters, turnout 17.65%

Donald B Allen	1	100.00%
Write-in	0	0.00%
Total	1	100.00%

Gaston Rural Fire District, Director, Position 3 (Vote for 1)

3 ballots (0 over voted ballots, 0 overvotes, 2 blank voted), 17 registered voters, turnout 17.65%

Mark S Pedemonte	1	100.00%
Write-in	0	0.00%
Total	1	100.00%

Measure 34-289 Gaston Rural Fire District (Vote for 1)

3 ballots (0 over voted ballots, 0 overvotes, 0 blank voted), 17 registered voters, turnout 17.65%

Yes	3	100.00%
No	0	0.00%
Total	3	100.00%

Precinct 313

Portland Community College, Director, Zone 7 (Vote for 1)

4 ballots (0 over voted ballots, 0 overvotes, 4 blank voted), 5 registered voters, turnout 80.00%

Alex Diaz Rios	0	0.00%
Write-in	0	0.00%
Total	0	0.00%

Hillsboro School District 1J, Director, Position 4 (Vote for 1)

4 ballots (0 over voted ballots, 0 overvotes, 1 blank voted), 5 registered voters, turnout 80.00%

See Eun Kim	2	66.67%
Bart Rask	1	33.33%



Statement of Votes Cast by Precinct
 Washington County, May 21, 2019 Special District
 All Precincts, All Districts, All ScanStations, All Contests, All Boxes
 Official Election Results

Page: 16 of 185
 2019-06-06
 15:41:55

Total Ballots Cast: 71319, Registered Voters: 360972, Overall Turnout: 19.76%

Choice	Votes	Vote %
Write-in	0	0.00%
Total	3	100.00%

Hillsboro School District 1J, Director, Position 5 (Vote for 1)

4 ballots (0 over voted ballots, 0 overvotes, 4 blank voted), 5 registered voters, turnout 80.00%

Lisa Allen	0	0.00%
Write-in	0	0.00%
Total	0	0.00%

Hillsboro School District 1J, Director, Position 7 (Vote for 1)

4 ballots (0 over voted ballots, 0 overvotes, 4 blank voted), 5 registered voters, turnout 80.00%

Yadira Martinez	0	0.00%
Write-in	0	0.00%
Total	0	0.00%

Tualatin Valley Fire and Rescue District, Dir, Position 4 (Vote for 1)

4 ballots (0 over voted ballots, 0 overvotes, 4 blank voted), 5 registered voters, turnout 80.00%

Robert A Satterwhite	0	0.00%
Randy Lauer	0	0.00%
Write-in	0	0.00%
Total	0	0.00%

Tualatin Valley Fire and Rescue District, Dir, Position 5 (Vote for 1)

4 ballots (0 over voted ballots, 0 overvotes, 3 blank voted), 5 registered voters, turnout 80.00%

Justin Dillingham	0	0.00%
Brian Clopton	0	0.00%
Jason Hitzert	0	0.00%
Kevin Van Dyke	1	100.00%
Write-in	0	0.00%
Total	1	100.00%

Tualatin Valley Water District, Commissioner, Position 4 (Vote for 1)

4 ballots (0 over voted ballots, 0 overvotes, 4 blank voted), 5 registered voters, turnout 80.00%

Todd Sanders	0	0.00%
Write-in	0	0.00%
Total	0	0.00%

Tualatin Valley Water District, Commissioner, Position 5 (Vote for 1)

4 ballots (0 over voted ballots, 0 overvotes, 4 blank voted), 5 registered voters, turnout 80.00%

Jim Doane	0	0.00%
Write-in	0	0.00%
Total	0	0.00%

Measure 34-286 Tualatin Valley Fire and Rescue District (Vote for 1)

4 ballots (0 over voted ballots, 0 overvotes, 0 blank voted), 5 registered voters, turnout 80.00%

Yes	4	100.00%
No	0	0.00%
Total	4	100.00%

Precinct 314

Portland Community College, Director, Zone 7 (Vote for 1)

97 ballots (0 over voted ballots, 0 overvotes, 57 blank voted), 351 registered voters, turnout 27.64%

Alex Diaz Rios	40	100.00%
Write-in	0	0.00%
Total	40	100.00%

Banks School District 13, Director, Position 3 (Vote for 1)

17 ballots (0 over voted ballots, 0 overvotes, 8 blank voted), 63 registered voters, turnout 26.98%



Statement of Votes Cast by Precinct
 Washington County, May 21, 2019 Special District
 All Precincts, All Districts, All ScanStations, All Contests, All Boxes
 Official Election Results

Total Ballots Cast: 71319, Registered Voters: 360972, Overall Turnout: 19.76%

Choice	Votes	Vote %
Dan Streblov	9	100.00%
Write-in	0	0.00%
Total	9	100.00%

Banks School District 13, Director, Position 5 (Vote for 1)

17 ballots (0 over voted ballots, 0 overvotes, 1 blank voted), 63 registered voters, turnout 26.98%

Will Moore	16	100.00%
James Harris	0	0.00%
Write-in	0	0.00%
Total	16	100.00%

Forest Grove School District 15, Director, Position 4 (Vote for 1)

14 ballots (0 over voted ballots, 0 overvotes, 5 blank voted), 83 registered voters, turnout 16.87%

Chelsea Shotts	3	33.33%
Chris Mejia	6	66.67%
L M (Kate) Grandusky	0	0.00%
Write-in	0	0.00%
Total	9	100.00%

Forest Grove School District 15, Director, Position 5 (Vote for 1)

14 ballots (0 over voted ballots, 0 overvotes, 3 blank voted), 83 registered voters, turnout 16.87%

Mike Carter	8	72.73%
Narce Rodriguez	3	27.27%
Write-in	0	0.00%
Total	11	100.00%

Hillsboro School District 1J, Director, Position 4 (Vote for 1)

66 ballots (0 over voted ballots, 0 overvotes, 11 blank voted), 205 registered voters, turnout 32.20%

See Eun Kim	20	36.36%
Bart Rask	35	63.64%
Write-in	0	0.00%
Total	55	100.00%

Hillsboro School District 1J, Director, Position 5 (Vote for 1)

66 ballots (0 over voted ballots, 0 overvotes, 39 blank voted), 205 registered voters, turnout 32.20%

Lisa Allen	27	100.00%
Write-in	0	0.00%
Total	27	100.00%

Hillsboro School District 1J, Director, Position 7 (Vote for 1)

66 ballots (0 over voted ballots, 0 overvotes, 41 blank voted), 205 registered voters, turnout 32.20%

Yadira Martinez	25	100.00%
Write-in	0	0.00%
Total	25	100.00%

Cornelius Rural Fire District, Director, Position 1 (Vote for 1)

26 ballots (0 over voted ballots, 0 overvotes, 10 blank voted), 94 registered voters, turnout 27.66%

Dan Eischen	16	100.00%
Write-in	0	0.00%
Total	16	100.00%

Cornelius Rural Fire District, Director, Position 4 (Vote for 1)

26 ballots (0 over voted ballots, 0 overvotes, 10 blank voted), 94 registered voters, turnout 27.66%

Wesley VanDyke	16	100.00%
Write-in	0	0.00%
Total	16	100.00%



Statement of Votes Cast by Precinct
 Washington County, May 21, 2019 Special District
 All Precincts, All Districts, All ScanStations, All Contests, All Boxes
 Official Election Results

Total Ballots Cast: 71319, Registered Voters: 360972, Overall Turnout: 19.76%

Choice	Votes	Vote %
Cornelius Rural Fire District, Director, Position 5 (Vote for 1)		
26 ballots (0 over voted ballots, 0 overvotes, 24 blank voted), 94 registered voters, turnout 27.66%		
Write-in	2	100.00%
Total	2	100.00%

Forest Grove Fire District, Director, Position 2 (Vote for 1)		
48 ballots (0 over voted ballots, 0 overvotes, 1 blank voted), 189 registered voters, turnout 25.40%		
Brooke Gramer	17	36.17%
Kevin Van Dyke	30	63.83%
Write-in	0	0.00%
Total	47	100.00%

Forest Grove Fire District, Director, Position 4 (Vote for 1)		
48 ballots (0 over voted ballots, 0 overvotes, 9 blank voted), 189 registered voters, turnout 25.40%		
Gary Post	36	92.31%
Nicholas Chan	3	7.69%
Write-in	0	0.00%
Total	39	100.00%

Forest Grove Fire District, Director, Position 5 (Vote for 1)		
48 ballots (0 over voted ballots, 0 overvotes, 30 blank voted), 189 registered voters, turnout 25.40%		
Dallas F Boge	18	100.00%
Write-in	0	0.00%
Total	18	100.00%

Tualatin Valley Fire and Rescue District, Dir, Position 4 (Vote for 1)		
23 ballots (0 over voted ballots, 0 overvotes, 9 blank voted), 68 registered voters, turnout 33.82%		
Robert A Satterwhite	7	50.00%
Randy Lauer	7	50.00%
Write-in	0	0.00%
Total	14	100.00%

Tualatin Valley Fire and Rescue District, Dir, Position 5 (Vote for 1)		
23 ballots (0 over voted ballots, 0 overvotes, 9 blank voted), 68 registered voters, turnout 33.82%		
Justin Dillingham	6	42.86%
Brian Clopton	4	28.57%
Jason Hitzert	0	0.00%
Kevin Van Dyke	4	28.57%
Write-in	0	0.00%
Total	14	100.00%

Measure 34-286 Tualatin Valley Fire and Rescue District (Vote for 1)		
23 ballots (0 over voted ballots, 0 overvotes, 1 blank voted), 68 registered voters, turnout 33.82%		
Yes	18	81.82%
No	4	18.18%
Total	22	100.00%

Measure 34-288 Cornelius Rural Fire District (Vote for 1)		
26 ballots (0 over voted ballots, 0 overvotes, 1 blank voted), 94 registered voters, turnout 27.66%		
Yes	20	80.00%
No	5	20.00%
Total	25	100.00%

Precinct 315

Portland Community College, Director, Zone 7 (Vote for 1)		
284 ballots (0 over voted ballots, 0 overvotes, 137 blank voted), 1050 registered voters, turnout 27.05%		
Alex Diaz Rios	143	97.28%
Write-In	4	2.72%



Statement of Votes Cast by Precinct
 Washington County, May 21, 2019 Special District
 All Precincts, All Districts, All ScanStations, All Contests, All Boxes
 Official Election Results

Total Ballots Cast: 71319, Registered Voters: 360972, Overall Turnout: 19.76%

Choice	Votes	Vote %
Total	147	100.00%

Hillsboro School District 1J, Director, Position 4 (Vote for 1)

284 ballots (0 over voted ballots, 0 overvotes, 45 blank voted), 1050 registered voters, turnout 27.05%

See Eun Kim	103	43.10%
Bart Rask	136	56.90%
Write-in	0	0.00%
Total	239	100.00%

Hillsboro School District 1J, Director, Position 5 (Vote for 1)

284 ballots (0 over voted ballots, 0 overvotes, 124 blank voted), 1050 registered voters, turnout 27.05%

Lisa Allen	156	97.50%
Write-in	4	2.50%
Total	160	100.00%

Hillsboro School District 1J, Director, Position 7 (Vote for 1)

284 ballots (0 over voted ballots, 0 overvotes, 129 blank voted), 1050 registered voters, turnout 27.05%

Yadira Martinez	152	98.06%
Write-in	3	1.94%
Total	155	100.00%

Tualatin Valley Fire and Rescue District, Dir, Position 4 (Vote for 1)

284 ballots (0 over voted ballots, 0 overvotes, 66 blank voted), 1050 registered voters, turnout 27.05%

Robert A Satterwhite	88	40.37%
Randy Lauer	130	59.63%
Write-in	0	0.00%
Total	218	100.00%

Tualatin Valley Fire and Rescue District, Dir, Position 5 (Vote for 1)

284 ballots (0 over voted ballots, 0 overvotes, 85 blank voted), 1050 registered voters, turnout 27.05%

Justin Dillingham	87	43.72%
Brian Clopton	73	36.68%
Jason Hitzert	7	3.52%
Kevin Van Dyke	32	16.08%
Write-in	0	0.00%
Total	199	100.00%

Tualatin Valley Water District, Commissioner, Position 4 (Vote for 1)

0 ballots (0 over voted ballots, 0 overvotes, 0 blank voted)

Todd Sanders	0	0.00%
Write-in	0	0.00%
Total	0	0.00%

Tualatin Valley Water District, Commissioner, Position 5 (Vote for 1)

0 ballots (0 over voted ballots, 0 overvotes, 0 blank voted)

Jim Doane	0	0.00%
Write-in	0	0.00%
Total	0	0.00%

Measure 34-286 Tualatin Valley Fire and Rescue District (Vote for 1)

284 ballots (0 over voted ballots, 0 overvotes, 23 blank voted), 1050 registered voters, turnout 27.05%

Yes	194	74.33%
No	67	25.67%
Total	261	100.00%

Precinct 316

Portland Community College, Director, Zone 7 (Vote for 1)

232 ballots (0 over voted ballots, 0 overvotes, 132 blank voted), 924 registered voters, turnout 25.11%



Statement of Votes Cast by Precinct
 Washington County, May 21, 2019 Special District
 All Precincts, All Districts, All ScanStations, All Contests, All Boxes
 Official Election Results

Total Ballots Cast: 71319, Registered Voters: 360972, Overall Turnout: 19.76%

Choice	Votes	Vote %
Alex Diaz Rios	97	97.00%
Write-in	3	3.00%
Total	100	100.00%

Hillsboro School District 1J, Director, Position 4 (Vote for 1)

232 ballots (0 over voted ballots, 0 overvotes, 45 blank voted), 924 registered voters, turnout 25.11%

See Eun Kim	72	38.50%
Bart Rask	115	61.50%
Write-in	0	0.00%
Total	187	100.00%

Hillsboro School District 1J, Director, Position 5 (Vote for 1)

232 ballots (0 over voted ballots, 0 overvotes, 125 blank voted), 924 registered voters, turnout 25.11%

Lisa Allen	103	96.26%
Write-in	4	3.74%
Total	107	100.00%

Hillsboro School District 1J, Director, Position 7 (Vote for 1)

232 ballots (0 over voted ballots, 0 overvotes, 127 blank voted), 924 registered voters, turnout 25.11%

Yadira Martinez	104	99.05%
Write-in	1	0.95%
Total	105	100.00%

Tualatin Valley Fire and Rescue District, Dir, Position 4 (Vote for 1)

225 ballots (0 over voted ballots, 0 overvotes, 65 blank voted), 905 registered voters, turnout 24.86%

Robert A Sattenwhite	49	30.62%
Randy Lauer	111	69.38%
Write-in	0	0.00%
Total	160	100.00%

Tualatin Valley Fire and Rescue District, Dir, Position 5 (Vote for 1)

225 ballots (1 over voted ballots, 1 overvotes, 72 blank voted), 905 registered voters, turnout 24.86%

Justin Dillingham	41	26.97%
Brian Clopton	56	36.84%
Jason Hitzert	6	3.95%
Kevin Van Dyke	48	31.58%
Write-in	1	0.66%
Total	152	100.00%

Measure 34-286 Tualatin Valley Fire and Rescue District (Vote for 1)

225 ballots (0 over voted ballots, 0 overvotes, 14 blank voted), 905 registered voters, turnout 24.86%

Yes	155	73.46%
No	56	26.54%
Total	211	100.00%

Precinct 317

Portland Community College, Director, Zone 7 (Vote for 1)

283 ballots (0 over voted ballots, 0 overvotes, 143 blank voted), 1116 registered voters, turnout 25.36%

Alex Diaz Rios	133	95.00%
Write-in	7	5.00%
Total	140	100.00%

Banks School District 13, Director, Position 3 (Vote for 1)

79 ballots (0 over voted ballots, 0 overvotes, 31 blank voted), 311 registered voters, turnout 25.40%

Dan Streblov	48	100.00%
Write-in	0	0.00%
Total	48	100.00%



Statement of Votes Cast by Precinct
 Washington County, May 21, 2019 Special District
 All Precincts, All Districts, All ScanStations, All Contests, All Boxes
 Official Election Results

Total Ballots Cast: 71319, Registered Voters: 360972, Overall Turnout: 19.76%

Choice	Votes	Vote %
Banks School District 13, Director, Position 5 (Vote for 1)		
79 ballots (0 over voted ballots, 0 overvotes, 5 blank voted), 311 registered voters, turnout 25.40%		
Will Moore	43	58.11%
James Harris	31	41.89%
Write-in	0	0.00%
Total	74	100.00%
Hillsboro School District 1J, Director, Position 4 (Vote for 1)		
204 ballots (0 over voted ballots, 0 overvotes, 22 blank voted), 805 registered voters, turnout 25.34%		
See Eun Kim	50	27.47%
Bart Rask	131	71.98%
Write-in	1	0.55%
Total	182	100.00%
Hillsboro School District 1J, Director, Position 5 (Vote for 1)		
204 ballots (0 over voted ballots, 0 overvotes, 88 blank voted), 805 registered voters, turnout 25.34%		
Lisa Allen	111	95.69%
Write-in	5	4.31%
Total	116	100.00%
Hillsboro School District 1J, Director, Position 7 (Vote for 1)		
204 ballots (0 over voted ballots, 0 overvotes, 95 blank voted), 805 registered voters, turnout 25.34%		
Yadira Martinez	104	95.41%
Write-in	5	4.59%
Total	109	100.00%
Banks Fire District 13, Director, Pos 2 (Vote for 1)		
23 ballots (0 over voted ballots, 0 overvotes, 7 blank voted), 26 registered voters, turnout 88.46%		
Matt Vandehey	16	100.00%
Write-in	0	0.00%
Total	16	100.00%
Banks Fire District 13, Director, Pos 4 (Vote for 1)		
23 ballots (0 over voted ballots, 0 overvotes, 7 blank voted), 26 registered voters, turnout 88.46%		
Mark A Schmidlin	16	100.00%
Write-in	0	0.00%
Total	16	100.00%
Banks Fire District 13, Director, Pos 5 (Vote for 1)		
23 ballots (0 over voted ballots, 0 overvotes, 7 blank voted), 26 registered voters, turnout 88.46%		
Ed Ewing	16	100.00%
Write-in	0	0.00%
Total	16	100.00%
Cornelius Rural Fire District, Director, Position 1 (Vote for 1)		
8 ballots (0 over voted ballots, 0 overvotes, 2 blank voted), 45 registered voters, turnout 17.78%		
Dan Eischen	6	100.00%
Write-in	0	0.00%
Total	6	100.00%
Cornelius Rural Fire District, Director, Position 4 (Vote for 1)		
8 ballots (0 over voted ballots, 0 overvotes, 2 blank voted), 45 registered voters, turnout 17.78%		
Wesley VanDyke	6	100.00%
Write-in	0	0.00%
Total	6	100.00%



Statement of Votes Cast by Precinct
 Washington County, May 21, 2019 Special District
 All Precincts, All Districts, All ScanStations, All Contests, All Boxes
 Official Election Results

Total Ballots Cast: 71319, Registered Voters: 360972, Overall Turnout: 19.76%

Choice	Votes	Vote %
Cornelius Rural Fire District, Director, Position 5 (Vote for 1)		
8 ballots (0 over voted ballots, 0 overvotes, 8 blank voted), 45 registered voters, turnout 17.78%		
Write-in	0	0.00%
Total	0	0.00%

Forest Grove Fire District, Director, Position 2 (Vote for 1)		
56 ballots (0 over voted ballots, 0 overvotes, 8 blank voted), 283 registered voters, turnout 19.79%		
Brooke Gramer	12	25.00%
Kevin Van Dyke	36	75.00%
Write-in	0	0.00%
Total	48	100.00%

Forest Grove Fire District, Director, Position 4 (Vote for 1)		
56 ballots (0 over voted ballots, 0 overvotes, 14 blank voted), 283 registered voters, turnout 19.79%		
Gary Post	34	80.95%
Nicholas Chan	8	19.05%
Write-in	0	0.00%
Total	42	100.00%

Forest Grove Fire District, Director, Position 5 (Vote for 1)		
56 ballots (0 over voted ballots, 0 overvotes, 33 blank voted), 283 registered voters, turnout 19.79%		
Dallas F Boge	22	95.65%
Write-in	1	4.35%
Total	23	100.00%

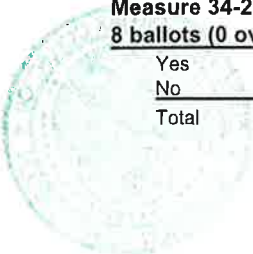
Tualatin Valley Fire and Rescue District, Dir, Position 4 (Vote for 1)		
196 ballots (0 over voted ballots, 0 overvotes, 39 blank voted), 762 registered voters, turnout 25.72%		
Robert A Satterwhite	63	40.13%
Randy Lauer	93	59.24%
Write-in	1	0.64%
Total	157	100.00%

Tualatin Valley Fire and Rescue District, Dir, Position 5 (Vote for 1)		
196 ballots (0 over voted ballots, 0 overvotes, 42 blank voted), 762 registered voters, turnout 25.72%		
Justin Dillingham	48	31.17%
Brian Clopton	51	33.12%
Jason Hitzert	6	3.90%
Kevin Van Dyke	46	29.87%
Write-in	3	1.95%
Total	154	100.00%

Measure 34-286 Tualatin Valley Fire and Rescue District (Vote for 1)		
196 ballots (0 over voted ballots, 0 overvotes, 16 blank voted), 762 registered voters, turnout 25.72%		
Yes	139	77.22%
No	41	22.78%
Total	180	100.00%

Measure 34-287 Banks Fire District 13 (Vote for 1)		
23 ballots (0 over voted ballots, 0 overvotes, 0 blank voted), 26 registered voters, turnout 88.46%		
Yes	15	65.22%
No	8	34.78%
Total	23	100.00%

Measure 34-288 Cornelius Rural Fire District (Vote for 1)		
8 ballots (0 over voted ballots, 0 overvotes, 0 blank voted), 45 registered voters, turnout 17.78%		
Yes	5	62.50%
No	3	37.50%
Total	8	100.00%



Statement of Votes Cast by Precinct
 Washington County, May 21, 2019 Special District
 All Precincts, All Districts, All ScanStations, All Contests, All Boxes
 Official Election Results

Total Ballots Cast: 71319, Registered Voters: 360972, Overall Turnout: 19.76%

Choice	Votes	Vote %
--------	-------	--------

Precinct 318

Portland Community College, Director, Zone 7 (Vote for 1)

613 ballots (0 over voted ballots, 0 overvotes, 189 blank voted), 3400 registered voters, turnout 18.03%

Alex Diaz Rios	416	98.11%
Write-in	8	1.89%
Total	424	100.00%

Hillsboro School District 1J, Director, Position 4 (Vote for 1)

613 ballots (0 over voted ballots, 0 overvotes, 5 blank voted), 3400 registered voters, turnout 18.03%

See Eun Kim	317	52.14%
Bart Rask	291	47.86%
Write-in	0	0.00%
Total	608	100.00%

Hillsboro School District 1J, Director, Position 5 (Vote for 1)

613 ballots (0 over voted ballots, 0 overvotes, 165 blank voted), 3400 registered voters, turnout 18.03%

Lisa Allen	439	97.99%
Write-in	9	2.01%
Total	448	100.00%

Hillsboro School District 1J, Director, Position 7 (Vote for 1)

613 ballots (0 over voted ballots, 0 overvotes, 179 blank voted), 3400 registered voters, turnout 18.03%

Yadira Martinez	426	98.16%
Write-in	8	1.84%
Total	434	100.00%

Precinct 319

Beaverton School District 48J, Director, Zone 3 (Vote for 1)

108 ballots (0 over voted ballots, 0 overvotes, 44 blank voted), 685 registered voters, turnout 15.77%

Eric Simpson	64	100.00%
Write-in	0	0.00%
Total	64	100.00%

Beaverton School District 48J, Director, Zone 6 (Vote for 1)

108 ballots (0 over voted ballots, 0 overvotes, 42 blank voted), 685 registered voters, turnout 15.77%

Becky Tymchuk	66	100.00%
Write-in	0	0.00%
Total	66	100.00%

Beaverton School District 48J, Director, Zone 7 (Vote for 1)

108 ballots (0 over voted ballots, 0 overvotes, 44 blank voted), 685 registered voters, turnout 15.77%

Tom Colett	64	100.00%
Write-in	0	0.00%
Total	64	100.00%

Hillsboro School District 1J, Director, Position 4 (Vote for 1)

1275 ballots (0 over voted ballots, 0 overvotes, 165 blank voted), 7529 registered voters, turnout 16.93%

See Eun Kim	738	66.49%
Bart Rask	370	33.33%
Write-in	2	0.18%
Total	1110	100.00%

Hillsboro School District 1J, Director, Position 5 (Vote for 1)

1275 ballots (0 over voted ballots, 0 overvotes, 353 blank voted), 7529 registered voters, turnout 16.93%

Lisa Allen	901	97.72%
Write-in	21	2.28%
Total	922	100.00%



Statement of Votes Cast by Precinct
Washington County, May 21, 2019 Special District
All Precincts, All Districts, All ScanStations, All Contests, All Boxes
Official Election Results

Page: 24 of 185
2019-06-06
15:41:55

Total Ballots Cast: 71319, Registered Voters: 360972, Overall Turnout: 19.76%

Choice	Votes	Vote %
Hillsboro School District 1J, Director, Position 7 (Vote for 1)		
1275 ballots (0 over voted ballots, 0 overvotes, 374 blank voted), 7529 registered voters, turnout 16.93%		
Yadira Martinez	880	97.67%
Write-in	21	2.33%
Total	901	100.00%

Tualatin Valley Fire and Rescue District, Dir, Position 4 (Vote for 1)		
1383 ballots (1 over voted ballots, 1 overvotes, 279 blank voted), 8214 registered voters, turnout 16.84%		
Robert A Satterwhite	481	43.61%
Randy Lauer	619	56.12%
Write-in	3	0.27%
Total	1103	100.00%

Tualatin Valley Fire and Rescue District, Dir, Position 5 (Vote for 1)		
1383 ballots (2 over voted ballots, 2 overvotes, 286 blank voted), 8214 registered voters, turnout 16.84%		
Justin Dillingham	493	45.02%
Brian Clopton	354	32.33%
Jason Hitzert	72	6.58%
Kevin Van Dyke	174	15.89%
Write-in	2	0.18%
Total	1095	100.00%

Tualatin Valley Water District, Commissioner, Position 4 (Vote for 1)		
1383 ballots (0 over voted ballots, 0 overvotes, 440 blank voted), 8214 registered voters, turnout 16.84%		
Todd Sanders	935	99.15%
Write-in	8	0.85%
Total	943	100.00%

Tualatin Valley Water District, Commissioner, Position 5 (Vote for 1)		
1383 ballots (0 over voted ballots, 0 overvotes, 447 blank voted), 8214 registered voters, turnout 16.84%		
Jim Doane	929	99.25%
Write-in	7	0.75%
Total	936	100.00%

THPRD, Director, Position 2 (Vote for 1)		
304 ballots (0 over voted ballots, 0 overvotes, 48 blank voted), 1813 registered voters, turnout 16.77%		
Wendy Kroger	167	65.23%
Amber WilsonValdivia	88	34.38%
Write-in	1	0.39%
Total	256	100.00%

THPRD, Director, Position 3 (Vote for 1)		
304 ballots (0 over voted ballots, 0 overvotes, 50 blank voted), 1813 registered voters, turnout 16.77%		
Hartmeier-Prigg	172	67.72%
Bill Kanable	82	32.28%
Write-in	0	0.00%
Total	254	100.00%

THPRD, Director, Position 4 (Vote for 1)		
304 ballots (0 over voted ballots, 0 overvotes, 48 blank voted), 1813 registered voters, turnout 16.77%		
Mahesh Udata	7	2.73%
John Griffiths	100	39.06%
Heidi Edwards	149	58.20%
Write-in	0	0.00%
Total	256	100.00%

THPRD, Director, Position 5 (Vote for 1)		
304 ballots (0 over voted ballots, 0 overvotes, 53 blank voted), 1813 registered voters, turnout 16.77%		
Tya Ping	149	59.36%



Statement of Votes Cast by Precinct
Washington County, May 21, 2019 Special District
All Precincts, All Districts, All ScanStations, All Contests, All Boxes
Official Election Results

Page: 25 of 185
2019-06-06
15:41:55

Total Ballots Cast: 71319, Registered Voters: 360972, Overall Turnout: 19.76%

Choice	Votes	Vote %
Ali Kavianian	95	37.85%
Bhaskar Aluru	6	2.39%
Write-in	1	0.40%
Total	251	100.00%

Measure 34-286 Tualatin Valley Fire and Rescue District (Vote for 1)

1383 ballots (0 over voted ballots, 0 overvotes, 47 blank voted), 8214 registered voters, turnout 16.84%

Yes	1114	83.38%
No	222	16.62%
Total	1336	100.00%

Precinct 320

Beaverton School District 48J, Director, Zone 3 (Vote for 1)

532 ballots (0 over voted ballots, 0 overvotes, 173 blank voted), 3324 registered voters, turnout 16.00%

Eric Simpson	357	99.44%
Write-in	2	0.56%
Total	359	100.00%

Beaverton School District 48J, Director, Zone 6 (Vote for 1)

532 ballots (0 over voted ballots, 0 overvotes, 173 blank voted), 3324 registered voters, turnout 16.00%

Becky Tymchuk	355	98.89%
Write-in	4	1.11%
Total	359	100.00%

Beaverton School District 48J, Director, Zone 7 (Vote for 1)

532 ballots (0 over voted ballots, 0 overvotes, 180 blank voted), 3324 registered voters, turnout 16.00%

Tom Colett	352	100.00%
Write-in	0	0.00%
Total	352	100.00%

Tualatin Valley Fire and Rescue District, Dir, Position 4 (Vote for 1)

532 ballots (0 over voted ballots, 0 overvotes, 107 blank voted), 3324 registered voters, turnout 16.00%

Robert A Satterwhite	183	43.06%
Randy Lauer	242	56.94%
Write-in	0	0.00%
Total	425	100.00%

Tualatin Valley Fire and Rescue District, Dir, Position 5 (Vote for 1)

532 ballots (0 over voted ballots, 0 overvotes, 108 blank voted), 3324 registered voters, turnout 16.00%

Justin Dillingham	198	46.70%
Brian Clopton	126	29.72%
Jason Hitzert	27	6.37%
Kevin Van Dyke	73	17.22%
Write-in	0	0.00%
Total	424	100.00%

Tualatin Valley Water District, Commissioner, Position 4 (Vote for 1)

532 ballots (0 over voted ballots, 0 overvotes, 175 blank voted), 3324 registered voters, turnout 16.00%

Todd Sanders	353	98.88%
Write-in	4	1.12%
Total	357	100.00%

Tualatin Valley Water District, Commissioner, Position 5 (Vote for 1)

532 ballots (0 over voted ballots, 0 overvotes, 166 blank voted), 3324 registered voters, turnout 16.00%

Jim Doane	362	98.91%
Write-in	4	1.09%
Total	366	100.00%



Statement of Votes Cast by Precinct
Washington County, May 21, 2019 Special District
All Precincts, All Districts, All ScanStations, All Contests, All Boxes
Official Election Results

Page: 26 of 185
2019-06-06
15:41:55

Total Ballots Cast: 71319, Registered Voters: 360972, Overall Turnout: 19.76%

Choice	Votes	Vote %
THPRD, Director, Position 2 (Vote for 1)		
532 ballots (0 over voted ballots, 0 overvotes, 111 blank voted), 3324 registered voters, turnout 16.00%		
Wendy Kroger	289	68.65%
Amber WilsonValdivia	130	30.88%
Write-in	2	0.48%
Total	421	100.00%

THPRD, Director, Position 3 (Vote for 1)		
532 ballots (0 over voted ballots, 0 overvotes, 103 blank voted), 3324 registered voters, turnout 16.00%		
Hartmeier-Prigg	277	64.57%
Bill Kanable	150	34.97%
Write-in	2	0.47%
Total	429	100.00%

THPRD, Director, Position 4 (Vote for 1)		
532 ballots (0 over voted ballots, 0 overvotes, 100 blank voted), 3324 registered voters, turnout 16.00%		
Mahesh Udata	29	6.71%
John Griffiths	162	37.50%
Heidi Edwards	239	55.32%
Write-in	2	0.46%
Total	432	100.00%

THPRD, Director, Position 5 (Vote for 1)		
532 ballots (0 over voted ballots, 0 overvotes, 106 blank voted), 3324 registered voters, turnout 16.00%		
Tya Ping	241	56.57%
Ali Kavianian	169	39.67%
Bhaskar Aluru	15	3.52%
Write-in	1	0.23%
Total	426	100.00%

Measure 34-286 Tualatin Valley Fire and Rescue District (Vote for 1)		
532 ballots (0 over voted ballots, 0 overvotes, 21 blank voted), 3324 registered voters, turnout 16.00%		
Yes	427	83.56%
No	84	16.44%
Total	511	100.00%

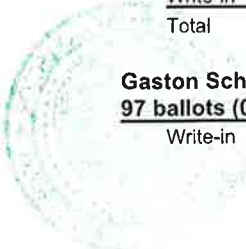
Precinct 321

Portland Community College, Director, Zone 7 (Vote for 1)		
97 ballots (0 over voted ballots, 0 overvotes, 39 blank voted), 401 registered voters, turnout 24.19%		
Alex Diaz Rios	58	100.00%
Write-in	0	0.00%
Total	58	100.00%

Gaston School District 511J, Director, Position 1 (Vote for 1)		
97 ballots (0 over voted ballots, 0 overvotes, 28 blank voted), 401 registered voters, turnout 24.19%		
Christine Riley	66	95.65%
Write-in	3	4.35%
Total	69	100.00%

Gaston School District 511J, Director, Position 4 (Vote for 1)		
97 ballots (0 over voted ballots, 0 overvotes, 33 blank voted), 401 registered voters, turnout 24.19%		
Clinton Nelson	61	95.31%
Write-in	3	4.69%
Total	64	100.00%

Gaston School District 511J, Director, Position 5 (Vote for 1)		
97 ballots (0 over voted ballots, 0 overvotes, 54 blank voted), 401 registered voters, turnout 24.19%		
Write-in	43	100.00%



Statement of Votes Cast by Precinct
 Washington County, May 21, 2019 Special District
 All Precincts, All Districts, All ScanStations, All Contests, All Boxes
 Official Election Results

Total Ballots Cast: 71319, Registered Voters: 360972, Overall Turnout: 19.76%

Choice	Votes	Vote %
Total	43	100.00%

Gaston Rural Fire District, Director, Position 1 (Vote for 1)

97 ballots (0 over voted ballots, 0 overvotes, 12 blank voted), 401 registered voters, turnout 24.19%

Steve A Hedin	85	100.00%
Write-in	0	0.00%
Total	85	100.00%

Gaston Rural Fire District, Director, Position 2 (Vote for 1)

97 ballots (0 over voted ballots, 0 overvotes, 19 blank voted), 401 registered voters, turnout 24.19%

Donald B Allen	78	100.00%
Write-in	0	0.00%
Total	78	100.00%

Gaston Rural Fire District, Director, Position 3 (Vote for 1)

97 ballots (0 over voted ballots, 0 overvotes, 29 blank voted), 401 registered voters, turnout 24.19%

Mark S Pedemonte	68	100.00%
Write-in	0	0.00%
Total	68	100.00%

Measure 34-289 Gaston Rural Fire District (Vote for 1)

97 ballots (0 over voted ballots, 0 overvotes, 2 blank voted), 401 registered voters, turnout 24.19%

Yes	67	70.53%
No	28	29.47%
Total	95	100.00%

Precinct 322

Beaverton School District 48J, Director, Zone 3 (Vote for 1)

16 ballots (0 over voted ballots, 0 overvotes, 13 blank voted), 114 registered voters, turnout 14.04%

Eric Simpson	3	100.00%
Write-in	0	0.00%
Total	3	100.00%

Beaverton School District 48J, Director, Zone 6 (Vote for 1)

16 ballots (0 over voted ballots, 0 overvotes, 13 blank voted), 114 registered voters, turnout 14.04%

Becky Tymchuk	3	100.00%
Write-in	0	0.00%
Total	3	100.00%

Beaverton School District 48J, Director, Zone 7 (Vote for 1)

16 ballots (0 over voted ballots, 0 overvotes, 12 blank voted), 114 registered voters, turnout 14.04%

Tom Colett	4	100.00%
Write-in	0	0.00%
Total	4	100.00%

Hillsboro School District 1J, Director, Position 4 (Vote for 1)

44 ballots (0 over voted ballots, 0 overvotes, 4 blank voted), 220 registered voters, turnout 20.00%

See Eun Kim	10	25.00%
Bart Rask	30	75.00%
Write-in	0	0.00%
Total	40	100.00%

Hillsboro School District 1J, Director, Position 5 (Vote for 1)

44 ballots (0 over voted ballots, 0 overvotes, 27 blank voted), 220 registered voters, turnout 20.00%

Lisa Allen,	17	100.00%
Write-in	0	0.00%
Total	17	100.00%



Statement of Votes Cast by Precinct
Washington County, May 21, 2019 Special District
All Precincts, All Districts, All ScanStations, All Contests, All Boxes
Official Election Results

Page: 28 of 185
2019-06-06
15:41:55

Total Ballots Cast: 71319, Registered Voters: 360972, Overall Turnout: 19.76%

Choice	Votes	Vote %
Hillsboro School District 1J, Director, Position 7 (Vote for 1)		
44 ballots (0 over voted ballots, 0 overvotes, 27 blank voted), 220 registered voters, turnout 20.00%		
Yadira Martinez	17	100.00%
Write-in	0	0.00%
Total	17	100.00%

Tualatin Valley Fire and Rescue District, Dir, Position 4 (Vote for 1)		
60 ballots (0 over voted ballots, 0 overvotes, 17 blank voted), 334 registered voters, turnout 17.96%		
Robert A Satterwhite	19	44.19%
Randy Lauer	24	55.81%
Write-in	0	0.00%
Total	43	100.00%

Tualatin Valley Fire and Rescue District, Dir, Position 5 (Vote for 1)		
60 ballots (0 over voted ballots, 0 overvotes, 17 blank voted), 334 registered voters, turnout 17.96%		
Justin Dillingham	19	44.19%
Brian Clopton	15	34.88%
Jason Hitzert	1	2.33%
Kevin Van Dyke	8	18.60%
Write-in	0	0.00%
Total	43	100.00%

Tualatin Valley Water District, Commissioner, Position 4 (Vote for 1)		
0 ballots (0 over voted ballots, 0 overvotes, 0 blank voted), 5 registered voters, turnout 0.00%		
Todd Sanders	0	0.00%
Write-in	0	0.00%
Total	0	0.00%

Tualatin Valley Water District, Commissioner, Position 5 (Vote for 1)		
0 ballots (0 over voted ballots, 0 overvotes, 0 blank voted), 5 registered voters, turnout 0.00%		
Jim Doane	0	0.00%
Write-in	0	0.00%
Total	0	0.00%

THPRD, Director, Position 2 (Vote for 1)		
16 ballots (0 over voted ballots, 0 overvotes, 8 blank voted), 125 registered voters, turnout 12.80%		
Wendy Kroger	5	62.50%
Amber WilsonValdivia	3	37.50%
Write-in	0	0.00%
Total	8	100.00%

THPRD, Director, Position 3 (Vote for 1)		
16 ballots (0 over voted ballots, 0 overvotes, 7 blank voted), 125 registered voters, turnout 12.80%		
Hartmeier-Prigg	5	55.56%
Bill Kanable	4	44.44%
Write-in	0	0.00%
Total	9	100.00%

THPRD, Director, Position 4 (Vote for 1)		
16 ballots (0 over voted ballots, 0 overvotes, 7 blank voted), 125 registered voters, turnout 12.80%		
Mahesh Udata	1	11.11%
John Griffiths	4	44.44%
Heidi Edwards	4	44.44%
Write-in	0	0.00%
Total	9	100.00%

THPRD, Director, Position 5 (Vote for 1)		
16 ballots (0 over voted ballots, 0 overvotes, 8 blank voted), 125 registered voters, turnout 12.80%		
Tya Ping	5	62.50%



Statement of Votes Cast by Precinct
 Washington County, May 21, 2019 Special District
 All Precincts, All Districts, All ScanStations, All Contests, All Boxes
 Official Election Results

Total Ballots Cast: 71319, Registered Voters: 360972, Overall Turnout: 19.76%

Choice	Votes	Vote %
Ali Kavianian	3	37.50%
Bhaskar Aluru	0	0.00%
Write-in	0	0.00%
Total	8	100.00%

Measure 34-286 Tualatin Valley Fire and Rescue District (Vote for 1)

60 ballots (0 over voted ballots, 0 overvotes, 2 blank voted), 334 registered voters, turnout 17.96%

Yes	47	81.03%
No	11	18.97%
Total	58	100.00%

Precinct 323

Beaverton School District 48J, Director, Zone 3 (Vote for 1)

7 ballots (0 over voted ballots, 0 overvotes, 3 blank voted), 30 registered voters, turnout 23.33%

Eric Simpson	4	100.00%
Write-in	0	0.00%
Total	4	100.00%

Beaverton School District 48J, Director, Zone 6 (Vote for 1)

7 ballots (0 over voted ballots, 0 overvotes, 3 blank voted), 30 registered voters, turnout 23.33%

Becky Tymchuk	4	100.00%
Write-in	0	0.00%
Total	4	100.00%

Beaverton School District 48J, Director, Zone 7 (Vote for 1)

7 ballots (0 over voted ballots, 0 overvotes, 3 blank voted), 30 registered voters, turnout 23.33%

Tom Colett	4	100.00%
Write-in	0	0.00%
Total	4	100.00%

Tualatin Valley Fire and Rescue District, Dir, Position 4 (Vote for 1)

7 ballots (0 over voted ballots, 0 overvotes, 3 blank voted), 30 registered voters, turnout 23.33%

Robert A Satterwhite	1	25.00%
Randy Lauer	3	75.00%
Write-in	0	0.00%
Total	4	100.00%

Tualatin Valley Fire and Rescue District, Dir, Position 5 (Vote for 1)

7 ballots (0 over voted ballots, 0 overvotes, 3 blank voted), 30 registered voters, turnout 23.33%

Justin Dillingham	3	75.00%
Brian Clopton	0	0.00%
Jason Hitzert	0	0.00%
Kevin Van Dyke	1	25.00%
Write-in	0	0.00%
Total	4	100.00%

THPRD, Director, Position 2 (Vote for 1)

7 ballots (0 over voted ballots, 0 overvotes, 3 blank voted), 30 registered voters, turnout 23.33%

Wendy Kroger	2	50.00%
Amber WilsonValdivia	2	50.00%
Write-in	0	0.00%
Total	4	100.00%

THPRD, Director, Position 3 (Vote for 1)

7 ballots (0 over voted ballots, 0 overvotes, 1 blank voted), 30 registered voters, turnout 23.33%

Hartmeier-Prigg	5	83.33%
Bill Kanable	1	16.67%
Write-in	0	0.00%



Statement of Votes Cast by Precinct
 Washington County, May 21, 2019 Special District
 All Precincts, All Districts, All ScanStations, All Contests, All Boxes
 Official Election Results

Page: 30 of 185
 2019-06-06
 15:41:55

Total Ballots Cast: 71319, Registered Voters: 360972, Overall Turnout: 19.76%

Choice	Votes	Vote %
Total	6	100.00%

THPRD, Director, Position 4 (Vote for 1)

7 ballots (0 over voted ballots, 0 overvotes, 1 blank voted), 30 registered voters, turnout 23.33%

Mahesh Udata	0	0.00%
John Griffiths	0	0.00%
Heidi Edwards	6	100.00%
Write-in	0	0.00%
Total	6	100.00%

THPRD, Director, Position 5 (Vote for 1)

7 ballots (0 over voted ballots, 0 overvotes, 1 blank voted), 30 registered voters, turnout 23.33%

Tya Ping	3	50.00%
Ali Kavarianian	3	50.00%
Bhaskar Aluru	0	0.00%
Write-in	0	0.00%
Total	6	100.00%

Measure 34-286 Tualatin Valley Fire and Rescue District (Vote for 1)

7 ballots (0 over voted ballots, 0 overvotes, 0 blank voted), 30 registered voters, turnout 23.33%

Yes	7	100.00%
No	0	0.00%
Total	7	100.00%

Precinct 324

Portland Community College, Director, Zone 7 (Vote for 1)

140 ballots (0 over voted ballots, 0 overvotes, 62 blank voted), 602 registered voters, turnout 23.26%

Alex Diaz Rios	77	98.72%
Write-in	1	1.28%
Total	78	100.00%

Forest Grove School District 15, Director, Position 4 (Vote for 1)

29 ballots (0 over voted ballots, 0 overvotes, 14 blank voted), 147 registered voters, turnout 19.73%

Chelsea Shotts	4	26.67%
Chris Mejia	7	46.67%
L M (Kate) Grandusky	4	26.67%
Write-in	0	0.00%
Total	15	100.00%

Forest Grove School District 15, Director, Position 5 (Vote for 1)

29 ballots (0 over voted ballots, 0 overvotes, 13 blank voted), 147 registered voters, turnout 19.73%

Mike Carter	9	56.25%
Narce Rodriguez	7	43.75%
Write-in	0	0.00%
Total	16	100.00%

Gaston School District 511J, Director, Position 1 (Vote for 1)

111 ballots (0 over voted ballots, 0 overvotes, 43 blank voted), 455 registered voters, turnout 24.40%

Christine Riley	67	98.53%
Write-in	1	1.47%
Total	68	100.00%

Gaston School District 511J, Director, Position 4 (Vote for 1)

111 ballots (0 over voted ballots, 0 overvotes, 46 blank voted), 455 registered voters, turnout 24.40%

Clinton Nelson	65	100.00%
Write-in	0	0.00%
Total	65	100.00%



Statement of Votes Cast by Precinct
 Washington County, May 21, 2019 Special District
 All Precincts, All Districts, All ScanStations, All Contests, All Boxes
 Official Election Results

Total Ballots Cast: 71319, Registered Voters: 360972, Overall Turnout: 19.76%

Choice	Votes	Vote %
Gaston School District 511J, Director, Position 5 (Vote for 1)		
111 ballots (0 over voted ballots, 0 overvotes, 73 blank voted), 455 registered voters, turnout 24.40%		
Write-in	38	100.00%
Total	38	100.00%
Gaston Rural Fire District, Director, Position 1 (Vote for 1)		
140 ballots (0 over voted ballots, 0 overvotes, 42 blank voted), 597 registered voters, turnout 23.45%		
Steve A Hedin	97	98.98%
Write-in	1	1.02%
Total	98	100.00%
Gaston Rural Fire District, Director, Position 2 (Vote for 1)		
140 ballots (0 over voted ballots, 0 overvotes, 52 blank voted), 597 registered voters, turnout 23.45%		
Donald B Allen	87	98.86%
Write-in	1	1.14%
Total	88	100.00%
Gaston Rural Fire District, Director, Position 3 (Vote for 1)		
140 ballots (0 over voted ballots, 0 overvotes, 49 blank voted), 597 registered voters, turnout 23.45%		
Mark S Pedemonte	90	98.90%
Write-in	1	1.10%
Total	91	100.00%
Measure 34-289 Gaston Rural Fire District (Vote for 1)		
140 ballots (0 over voted ballots, 0 overvotes, 4 blank voted), 597 registered voters, turnout 23.45%		
Yes	109	80.15%
No	27	19.85%
Total	136	100.00%
Precinct 325		
Portland Community College, Director, Zone 7 (Vote for 1)		
1 ballots (0 over voted ballots, 0 overvotes, 0 blank voted), 3 registered voters, turnout 33.33%		
Alex Diaz Rios	1	100.00%
Write-in	0	0.00%
Total	1	100.00%
Beaverton School District 48J, Director, Zone 3 (Vote for 1)		
0 ballots (0 over voted ballots, 0 overvotes, 0 blank voted)		
Eric Simpson	0	0.00%
Write-in	0	0.00%
Total	0	0.00%
Beaverton School District 48J, Director, Zone 6 (Vote for 1)		
0 ballots (0 over voted ballots, 0 overvotes, 0 blank voted)		
Becky Tymchuk	0	0.00%
Write-in	0	0.00%
Total	0	0.00%
Beaverton School District 48J, Director, Zone 7 (Vote for 1)		
0 ballots (0 over voted ballots, 0 overvotes, 0 blank voted)		
Tom Colett	0	0.00%
Write-in	0	0.00%
Total	0	0.00%
Hillsboro School District 1J, Director, Position 4 (Vote for 1)		
1 ballots (0 over voted ballots, 0 overvotes, 0 blank voted), 3 registered voters, turnout 33.33%		
See Eun Kim	1	100.00%
Bart Rask	0	0.00%



Statement of Votes Cast by Precinct
Washington County, May 21, 2019 Special District
All Precincts, All Districts, All ScanStations, All Contests, All Boxes
Official Election Results

Total Ballots Cast: 71319, Registered Voters: 360972, Overall Turnout: 19.76%

Choice	Votes	Vote %
Write-in	0	0.00%
Total	1	100.00%

Hillsboro School District 1J, Director, Position 5 (Vote for 1)

1 ballots (0 over voted ballots, 0 overvotes, 0 blank voted), 3 registered voters, turnout 33.33%

Lisa Allen	1	100.00%
Write-in	0	0.00%
Total	1	100.00%

Hillsboro School District 1J, Director, Position 7 (Vote for 1)

1 ballots (0 over voted ballots, 0 overvotes, 0 blank voted), 3 registered voters, turnout 33.33%

Yadira Martinez	1	100.00%
Write-in	0	0.00%
Total	1	100.00%

Tualatin Valley Water District, Commissioner, Position 4 (Vote for 1)

1 ballots (0 over voted ballots, 0 overvotes, 0 blank voted), 3 registered voters, turnout 33.33%

Todd Sanders	1	100.00%
Write-in	0	0.00%
Total	1	100.00%

Tualatin Valley Water District, Commissioner, Position 5 (Vote for 1)

1 ballots (0 over voted ballots, 0 overvotes, 0 blank voted), 3 registered voters, turnout 33.33%

Jim Doane	1	100.00%
Write-in	0	0.00%
Total	1	100.00%

Precinct 326

Portland Community College, Director, Zone 7 (Vote for 1)

646 ballots (0 over voted ballots, 0 overvotes, 338 blank voted), 2152 registered voters, turnout 30.02%

Alex Diaz Rios	298	96.75%
Write-in	10	3.25%
Total	308	100.00%

Banks School District 13, Director, Position 3 (Vote for 1)

540 ballots (0 over voted ballots, 0 overvotes, 238 blank voted), 1740 registered voters, turnout 31.03%

Dan Streblov	296	98.01%
Write-in	6	1.99%
Total	302	100.00%

Banks School District 13, Director, Position 5 (Vote for 1)

540 ballots (0 over voted ballots, 0 overvotes, 107 blank voted), 1740 registered voters, turnout 31.03%

Will Moore	236	54.50%
James Harris	194	44.80%
Write-in	3	0.69%
Total	433	100.00%

Hillsboro School District 1J, Director, Position 4 (Vote for 1)

93 ballots (0 over voted ballots, 0 overvotes, 22 blank voted), 367 registered voters, turnout 25.34%

See Eun Kim	43	60.56%
Bart Rask	27	38.03%
Write-in	1	1.41%
Total	71	100.00%

Hillsboro School District 1J, Director, Position 5 (Vote for 1)

93 ballots (0 over voted ballots, 0 overvotes, 42 blank voted), 367 registered voters, turnout 25.34%

Lisa Allen	49	96.08%
Write-in	2	3.92%



Statement of Votes Cast by Precinct
 Washington County, May 21, 2019 Special District
 All Precincts, All Districts, All ScanStations, All Contests, All Boxes
 Official Election Results

Total Ballots Cast: 71319, Registered Voters: 360972, Overall Turnout: 19.76%

Choice	Votes	Vote %
Total	51	100.00%

Hillsboro School District 1J, Director, Position 7 (Vote for 1)

93 ballots (0 over voted ballots, 0 overvotes, 44 blank voted), 367 registered voters, turnout 25.34%

Yadira Martinez	48	97.96%
Write-in	1	2.04%
Total	49	100.00%

Scappoose School District 1J, Director, Zone 1 (Vote for 1)

10 ballots (0 over voted ballots, 0 overvotes, 0 blank voted), 23 registered voters, turnout 43.48%

Nikki Tetz	10	100.00%
Jim Hoag	0	0.00%
Write-in	0	0.00%
Total	10	100.00%

Scappoose School District 1J, Director, Zone 2 (Vote for 1)

10 ballots (0 over voted ballots, 0 overvotes, 3 blank voted), 23 registered voters, turnout 43.48%

Branda Jurasek	2	28.57%
Write-in	5	71.43%
Total	7	100.00%

Scappoose School District 1J, Director, Zone 6, At-Large (Vote for 1)

10 ballots (0 over voted ballots, 0 overvotes, 0 blank voted), 23 registered voters, turnout 43.48%

Michelle Graham	2	20.00%
Kevin Freimuth	8	80.00%
Write-in	0	0.00%
Total	10	100.00%

Scappoose School District 1J, Director, Zone 7, At-Large (Vote for 1)

10 ballots (0 over voted ballots, 0 overvotes, 0 blank voted), 23 registered voters, turnout 43.48%

Will Kessi	2	20.00%
Steve Kreins	8	80.00%
Write-in	0	0.00%
Total	10	100.00%

Vernonia School District 47J, Director, Position 2 (Vote for 1)

3 ballots (0 over voted ballots, 0 overvotes, 3 blank voted), 22 registered voters, turnout 13.64%

Greg Kintz	0	0.00%
Write-in	0	0.00%
Total	0	0.00%

Vernonia School District 47J, Director, Position 3 (Vote for 1)

3 ballots (0 over voted ballots, 0 overvotes, 3 blank voted), 22 registered voters, turnout 13.64%

Steve Whiteman	0	0.00%
Write-in	0	0.00%
Total	0	0.00%

Vernonia School District 47J, Director, Position 6 (Vote for 1)

3 ballots (0 over voted ballots, 0 overvotes, 3 blank voted), 22 registered voters, turnout 13.64%

Write-in	0	0.00%
Total	0	0.00%

Vernonia School District 47J, Director, Position 7 (Vote for 1)

3 ballots (0 over voted ballots, 0 overvotes, 3 blank voted), 22 registered voters, turnout 13.64%

Write-in	0	0.00%
Total	0	0.00%



Statement of Votes Cast by Precinct
 Washington County, May 21, 2019 Special District
 All Precincts, All Districts, All ScanStations, All Contests, All Boxes
 Official Election Results

Total Ballots Cast: 71319, Registered Voters: 360972, Overall Turnout: 19.76%

Choice	Votes	Vote %
Banks Fire District 13, Director, Pos 2 (Vote for 1)		
570 ballots (0 over voted ballots, 0 overvotes, 204 blank voted), 1835 registered voters, turnout 31.06%		
Matt Vandehey	362	98.91%
Write-in	4	1.09%
Total	366	100.00%

Banks Fire District 13, Director, Pos 4 (Vote for 1)		
570 ballots (0 over voted ballots, 0 overvotes, 200 blank voted), 1835 registered voters, turnout 31.06%		
Mark A Schmidlin	367	99.19%
Write-in	3	0.81%
Total	370	100.00%

Banks Fire District 13, Director, Pos 5 (Vote for 1)		
570 ballots (0 over voted ballots, 0 overvotes, 201 blank voted), 1835 registered voters, turnout 31.06%		
Ed Ewing	366	99.19%
Write-in	3	0.81%
Total	369	100.00%

Tualatin Valley Fire and Rescue District, Dir, Position 4 (Vote for 1)		
32 ballots (0 over voted ballots, 0 overvotes, 11 blank voted), 125 registered voters, turnout 25.60%		
Robert A Satterwhite	7	33.33%
Randy Lauer	13	61.90%
Write-in	1	4.76%
Total	21	100.00%

Tualatin Valley Fire and Rescue District, Dir, Position 5 (Vote for 1)		
32 ballots (0 over voted ballots, 0 overvotes, 14 blank voted), 125 registered voters, turnout 25.60%		
Justin Dillingham	9	50.00%
Brian Clopton	4	22.22%
Jason Hitzert	0	0.00%
Kevin Van Dyke	5	27.78%
Write-in	0	0.00%
Total	18	100.00%

Measure 34-286 Tualatin Valley Fire and Rescue District (Vote for 1)		
32 ballots (0 over voted ballots, 0 overvotes, 0 blank voted), 125 registered voters, turnout 25.60%		
Yes	19	59.38%
No	13	40.62%
Total	32	100.00%

Measure 34-287 Banks Fire District 13 (Vote for 1)		
570 ballots (0 over voted ballots, 0 overvotes, 14 blank voted), 1835 registered voters, turnout 31.06%		
Yes	311	55.94%
No	245	44.06%
Total	556	100.00%

Precinct 327

Portland Community College, Director, Zone 7 (Vote for 1)		
566 ballots (0 over voted ballots, 0 overvotes, 130 blank voted), 3983 registered voters, turnout 14.21%		
Alex Diaz Rios	416	95.41%
Write-in	20	4.59%
Total	436	100.00%

Hillsboro School District 1J, Director, Position 4 (Vote for 1)		
631 ballots (0 over voted ballots, 0 overvotes, 5 blank voted), 4632 registered voters, turnout 13.62%		
See Eun Kim	361	57.67%
Bart Rask	263	42.01%
Write-in	2	0.32%



Statement of Votes Cast by Precinct
 Washington County, May 21, 2019 Special District
 All Precincts, All Districts, All ScanStations, All Contests, All Boxes
 Official Election Results

Total Ballots Cast: 71319, Registered Voters: 360972, Overall Turnout: 19.76%

Choice	Votes	Vote %
Total	626	100.00%

Hillsboro School District 1J, Director, Position 5 (Vote for 1)

631 ballots (0 over voted ballots, 0 overvotes, 124 blank voted), 4632 registered voters, turnout 13.62%

Lisa Allen	491	96.84%
Write-in	16	3.16%
Total	507	100.00%

Hillsboro School District 1J, Director, Position 7 (Vote for 1)

631 ballots (0 over voted ballots, 0 overvotes, 137 blank voted), 4632 registered voters, turnout 13.62%

Yadira Martinez	473	95.75%
Write-in	21	4.25%
Total	494	100.00%

Tualatin Valley Water District, Commissioner, Position 4 (Vote for 1)

0 ballots (0 over voted ballots, 0 overvotes, 0 blank voted), 1 registered voters, turnout 0.00%

Todd Sanders	0	0.00%
Write-in	0	0.00%
Total	0	0.00%

Tualatin Valley Water District, Commissioner, Position 5 (Vote for 1)

0 ballots (0 over voted ballots, 0 overvotes, 0 blank voted), 1 registered voters, turnout 0.00%

Jim Doane	0	0.00%
Write-in	0	0.00%
Total	0	0.00%

Precinct 328

Portland Community College, Director, Zone 7 (Vote for 1)

282 ballots (0 over voted ballots, 0 overvotes, 129 blank voted), 1255 registered voters, turnout 22.47%

Alex Diaz Rios	150	98.04%
Write-in	3	1.96%
Total	153	100.00%

Hillsboro School District 1J, Director, Position 4 (Vote for 1)

605 ballots (0 over voted ballots, 0 overvotes, 91 blank voted), 2237 registered voters, turnout 27.05%

See Eun Kim	203	39.49%
Bart Rask	306	59.53%
Write-in	5	0.97%
Total	514	100.00%

Hillsboro School District 1J, Director, Position 5 (Vote for 1)

605 ballots (0 over voted ballots, 0 overvotes, 269 blank voted), 2237 registered voters, turnout 27.05%

Lisa Allen	320	95.24%
Write-in	16	4.76%
Total	336	100.00%

Hillsboro School District 1J, Director, Position 7 (Vote for 1)

605 ballots (0 over voted ballots, 0 overvotes, 276 blank voted), 2237 registered voters, turnout 27.05%

Yadira Martinez	312	94.83%
Write-in	17	5.17%
Total	329	100.00%

Newberg School District 29J, Director, Zone 2 (Vote for 1)

5 ballots (0 over voted ballots, 0 overvotes, 0 blank voted), 14 registered voters, turnout 35.71%

Brandy Penner	5	100.00%
Write-in	0	0.00%
Total	5	100.00%



Statement of Votes Cast by Precinct
Washington County, May 21, 2019 Special District
All Precincts, All Districts, All ScanStations, All Contests, All Boxes
Official Election Results

Page: 36 of 185
2019-06-06
15:41:55

Total Ballots Cast: 71319, Registered Voters: 360972, Overall Turnout: 19.76%

Choice	Votes	Vote %
Newberg School District 29J, Director, Zone 3 (Vote for 1)		
5 ballots (0 over voted ballots, 0 overvotes, 0 blank voted), 14 registered voters, turnout 35.71%		
Rebecca Piros	5	100.00%
Write-in	0	0.00%
Total	5	100.00%

Newberg School District 29J, Director, Zone 4 (Vote for 1)		
5 ballots (0 over voted ballots, 0 overvotes, 0 blank voted), 14 registered voters, turnout 35.71%		
Ines Pena	5	100.00%
Write-in	0	0.00%
Total	5	100.00%

Newberg School District 29J, Director, Zone 6 (Vote for 1)		
5 ballots (0 over voted ballots, 0 overvotes, 0 blank voted), 14 registered voters, turnout 35.71%		
Dave Brown	2	40.00%
Andrea Call	3	60.00%
Woody Little	0	0.00%
Write-in	0	0.00%
Total	5	100.00%

Newberg School District 29J, Director, Zone 7 (Vote for 1)		
5 ballots (0 over voted ballots, 0 overvotes, 0 blank voted), 14 registered voters, turnout 35.71%		
Brian Shannon	5	100.00%
Lydia Keuler	0	0.00%
Write-in	0	0.00%
Total	5	100.00%

Cornelius Rural Fire District, Director, Position 1 (Vote for 1)		
36 ballots (0 over voted ballots, 0 overvotes, 13 blank voted), 115 registered voters, turnout 31.30%		
Dan Eischen	23	100.00%
Write-in	0	0.00%
Total	23	100.00%

Cornelius Rural Fire District, Director, Position 4 (Vote for 1)		
36 ballots (0 over voted ballots, 0 overvotes, 15 blank voted), 115 registered voters, turnout 31.30%		
Wesley VanDyke	21	100.00%
Write-in	0	0.00%
Total	21	100.00%

Cornelius Rural Fire District, Director, Position 5 (Vote for 1)		
36 ballots (0 over voted ballots, 0 overvotes, 35 blank voted), 115 registered voters, turnout 31.30%		
Write-in	1	100.00%
Total	1	100.00%

Gaston Rural Fire District, Director, Position 1 (Vote for 1)		
28 ballots (0 over voted ballots, 0 overvotes, 10 blank voted), 75 registered voters, turnout 37.33%		
Steve A Hedin	18	100.00%
Write-in	0	0.00%
Total	18	100.00%

Gaston Rural Fire District, Director, Position 2 (Vote for 1)		
28 ballots (0 over voted ballots, 0 overvotes, 10 blank voted), 75 registered voters, turnout 37.33%		
Donald B Allen	18	100.00%
Write-in	0	0.00%
Total	18	100.00%



Statement of Votes Cast by Precinct
 Washington County, May 21, 2019 Special District
 All Precincts, All Districts, All ScanStations, All Contests, All Boxes
 Official Election Results

Page: 37 of 185
 2019-06-06
 15:41:55

Total Ballots Cast: 71319, Registered Voters: 360972, Overall Turnout: 19.76%

Choice **Votes** **Vote %**

Gaston Rural Fire District, Director, Position 3 (Vote for 1)
28 ballots (0 over voted ballots, 0 overvotes, 10 blank voted), 75 registered voters, turnout 37.33%

Mark S Pedemonte	18	100.00%
Write-in	0	0.00%
Total	18	100.00%

Tualatin Valley Fire and Rescue District, Dir, Position 4 (Vote for 1)
546 ballots (0 over voted ballots, 0 overvotes, 148 blank voted), 2061 registered voters, turnout 26.49%

Robert A Satterwhite	162	40.70%
Randy Lauer	235	59.05%
Write-in	1	0.25%
Total	398	100.00%

Tualatin Valley Fire and Rescue District, Dir, Position 5 (Vote for 1)
546 ballots (0 over voted ballots, 0 overvotes, 153 blank voted), 2061 registered voters, turnout 26.49%

Justin Dillingham	130	33.08%
Brian Clopton	137	34.86%
Jason Hitzert	14	3.56%
Kevin Van Dyke	111	28.24%
Write-in	1	0.25%
Total	393	100.00%

Measure 34-286 Tualatin Valley Fire and Rescue District (Vote for 1)
546 ballots (0 over voted ballots, 0 overvotes, 21 blank voted), 2061 registered voters, turnout 26.49%

Yes	408	77.71%
No	117	22.29%
Total	525	100.00%

Measure 34-288 Cornelius Rural Fire District (Vote for 1)
36 ballots (0 over voted ballots, 0 overvotes, 0 blank voted), 115 registered voters, turnout 31.30%

Yes	33	91.67%
No	3	8.33%
Total	36	100.00%

Measure 34-289 Gaston Rural Fire District (Vote for 1)
28 ballots (0 over voted ballots, 0 overvotes, 1 blank voted), 75 registered voters, turnout 37.33%

Yes	26	96.30%
No	1	3.70%
Total	27	100.00%

Precinct 329

Portland Community College, Director, Zone 7 (Vote for 1)
1645 ballots (0 over voted ballots, 0 overvotes, 359 blank voted), 9022 registered voters, turnout 18.23%

Alex Diaz Rios	1266	98.44%
Write-in	20	1.56%
Total	1286	100.00%

Hillsboro School District 1J, Director, Position 4 (Vote for 1)
1645 ballots (0 over voted ballots, 0 overvotes, 15 blank voted), 9022 registered voters, turnout 18.23%

See Eun Kim	1048	64.29%
Bart Rask	577	35.40%
Write-in	5	0.31%
Total	1630	100.00%

Hillsboro School District 1J, Director, Position 5 (Vote for 1)
1645 ballots (0 over voted ballots, 0 overvotes, 306 blank voted), 9022 registered voters, turnout 18.23%

Lisa Allen	1317	98.36%
Write-in	22	1.64%



Statement of Votes Cast by Precinct
 Washington County, May 21, 2019 Special District
 All Precincts, All Districts, All ScanStations, All Contests, All Boxes
 Official Election Results

Total Ballots Cast: 71319, Registered Voters: 360972, Overall Turnout: 19.76%

Choice	Votes	Vote %
Total	1339	100.00%

Hillsboro School District 1J, Director, Position 7 (Vote for 1)

1645 ballots (0 over voted ballots, 0 overvotes, 339 blank voted), 9022 registered voters, turnout 18.23%

Yadira Martinez	1284	98.32%
Write-in	22	1.68%
Total	1306	100.00%

Precinct 330

Portland Community College, Director, Zone 7 (Vote for 1)

373 ballots (0 over voted ballots, 0 overvotes, 132 blank voted), 1992 registered voters, turnout 18.72%

Alex Diaz Rios	229	95.02%
Write-in	12	4.98%
Total	241	100.00%

Hillsboro School District 1J, Director, Position 4 (Vote for 1)

373 ballots (0 over voted ballots, 0 overvotes, 55 blank voted), 1992 registered voters, turnout 18.72%

See Eun Kim	189	59.43%
Bart Rask	125	39.31%
Write-in	4	1.26%
Total	318	100.00%

Hillsboro School District 1J, Director, Position 5 (Vote for 1)

373 ballots (1 over voted ballots, 1 overvotes, 126 blank voted), 1992 registered voters, turnout 18.72%

Lisa Allen	235	95.53%
Write-in	11	4.47%
Total	246	100.00%

Hillsboro School District 1J, Director, Position 7 (Vote for 1)

373 ballots (0 over voted ballots, 0 overvotes, 131 blank voted), 1992 registered voters, turnout 18.72%

Yadira Martinez	228	94.21%
Write-in	14	5.79%
Total	242	100.00%

Tualatin Valley Fire and Rescue District, Dir, Position 4 (Vote for 1)

373 ballots (0 over voted ballots, 0 overvotes, 76 blank voted), 1992 registered voters, turnout 18.72%

Robert A Satterwhite	141	47.47%
Randy Lauer	153	51.52%
Write-in	3	1.01%
Total	297	100.00%

Tualatin Valley Fire and Rescue District, Dir, Position 5 (Vote for 1)

373 ballots (0 over voted ballots, 0 overvotes, 97 blank voted), 1992 registered voters, turnout 18.72%


Justin Dillingham	120	43.48%
Brian Clopton	85	30.80%
Jason Hitzert	9	3.26%
Kevin Van Dyke	61	22.10%
Write-in	1	0.36%
Total	276	100.00%

Measure 34-286 Tualatin Valley Fire and Rescue District (Vote for 1)

373 ballots (0 over voted ballots, 0 overvotes, 21 blank voted), 1992 registered voters, turnout 18.72%

Yes	280	79.55%
No	72	20.45%
Total	352	100.00%

Precinct 331



Statement of Votes Cast by Precinct
 Washington County, May 21, 2019 Special District
 All Precincts, All Districts, All ScanStations, All Contests, All Boxes
 Official Election Results

Total Ballots Cast: 71319, Registered Voters: 360972, Overall Turnout: 19.76%

Choice **Votes** **Vote %**

Portland Community College, Director, Zone 7 (Vote for 1)
0 ballots (0 over voted ballots, 0 overvotes, 0 blank voted)

Alex Diaz Rios	0	0.00%
Write-in	0	0.00%
Total	0	0.00%

Beaverton School District 48J, Director, Zone 3 (Vote for 1)
449 ballots (0 over voted ballots, 0 overvotes, 130 blank voted), 2896 registered voters, turnout 15.50%

Eric Simpson	318	99.69%
Write-in	1	0.31%
Total	319	100.00%

Beaverton School District 48J, Director, Zone 6 (Vote for 1)
449 ballots (0 over voted ballots, 0 overvotes, 135 blank voted), 2896 registered voters, turnout 15.50%

Becky Tymchuk	313	99.68%
Write-in	1	0.32%
Total	314	100.00%

Beaverton School District 48J, Director, Zone 7 (Vote for 1)
449 ballots (0 over voted ballots, 0 overvotes, 137 blank voted), 2896 registered voters, turnout 15.50%

Tom Colett	309	99.04%
Write-in	3	0.96%
Total	312	100.00%

Tualatin Valley Fire and Rescue District, Dir, Position 4 (Vote for 1)
449 ballots (1 over voted ballots, 1 overvotes, 104 blank voted), 2896 registered voters, turnout 15.50%

Robert A Satterwhite	138	40.12%
Randy Lauer	204	59.30%
Write-in	2	0.58%
Total	344	100.00%

Tualatin Valley Fire and Rescue District, Dir, Position 5 (Vote for 1)
449 ballots (1 over voted ballots, 1 overvotes, 103 blank voted), 2896 registered voters, turnout 15.50%

Justin Dillingham	159	46.09%
Brian Clopton	126	36.52%
Jason Hitzert	21	6.09%
Kevin Van Dyke	38	11.01%
Write-in	1	0.29%
Total	345	100.00%

Tualatin Valley Water District, Commissioner, Position 4 (Vote for 1)
447 ballots (0 over voted ballots, 0 overvotes, 136 blank voted), 2893 registered voters, turnout 15.45%

Todd Sanders	309	99.36%
Write-in	2	0.64%
Total	311	100.00%

Tualatin Valley Water District, Commissioner, Position 5 (Vote for 1)
447 ballots (0 over voted ballots, 0 overvotes, 137 blank voted), 2893 registered voters, turnout 15.45%

Jim Doane	309	99.68%
Write-in	1	0.32%
Total	310	100.00%

THPRD, Director, Position 2 (Vote for 1)
314 ballots (0 over voted ballots, 0 overvotes, 65 blank voted), 1817 registered voters, turnout 17.28%

Wendy Kroger	169	67.87%
Amber WilsonValdivia	80	32.13%
Write-in	0	0.00%
Total	249	100.00%



Statement of Votes Cast by Precinct
Washington County, May 21, 2019 Special District
All Precincts, All Districts, All ScanStations, All Contests, All Boxes
Official Election Results

Page: 40 of 185
2019-06-06
15:41:55

Total Ballots Cast: 71319, Registered Voters: 360972, Overall Turnout: 19.76%

Choice	Votes	Vote %
THPRD, Director, Position 3 (Vote for 1)		
314 ballots (0 over voted ballots, 0 overvotes, 67 blank voted), 1817 registered voters, turnout 17.28%		
Hartmeier-Prigg	174	70.45%
Bill Kanable	73	29.55%
Write-in	0	0.00%
Total	247	100.00%

THPRD, Director, Position 4 (Vote for 1)		
314 ballots (0 over voted ballots, 0 overvotes, 57 blank voted), 1817 registered voters, turnout 17.28%		
Mahesh Udata	33	12.84%
John Griffiths	101	39.30%
Heidi Edwards	123	47.86%
Write-in	0	0.00%
Total	257	100.00%

THPRD, Director, Position 5 (Vote for 1)		
314 ballots (0 over voted ballots, 0 overvotes, 56 blank voted), 1817 registered voters, turnout 17.28%		
Tya Ping	140	54.26%
Ali Kavianian	75	29.07%
Bhaskar Aluru	43	16.67%
Write-in	0	0.00%
Total	258	100.00%

Measure 34-286 Tualatin Valley Fire and Rescue District (Vote for 1)		
449 ballots (0 over voted ballots, 0 overvotes, 12 blank voted), 2896 registered voters, turnout 15.50%		
Yes	353	80.78%
No	84	19.22%
Total	437	100.00%

Precinct 332

Hillsboro School District 1J, Director, Position 4 (Vote for 1)		
298 ballots (0 over voted ballots, 0 overvotes, 4 blank voted), 3392 registered voters, turnout 8.79%		
See Eun Kim	197	67.01%
Bart Rask	95	32.31%
Write-in	2	0.68%
Total	294	100.00%

Hillsboro School District 1J, Director, Position 5 (Vote for 1)		
298 ballots (0 over voted ballots, 0 overvotes, 37 blank voted), 3392 registered voters, turnout 8.79%		
Lisa Allen	255	97.70%
Write-in	6	2.30%
Total	261	100.00%

Hillsboro School District 1J, Director, Position 7 (Vote for 1)		
298 ballots (0 over voted ballots, 0 overvotes, 37 blank voted), 3392 registered voters, turnout 8.79%		
Yadira Martinez	258	98.85%
Write-in	3	1.15%
Total	261	100.00%

Tualatin Valley Water District, Commissioner, Position 4 (Vote for 1)		
277 ballots (0 over voted ballots, 0 overvotes, 43 blank voted), 3234 registered voters, turnout 8.57%		
Todd Sanders	232	99.15%
Write-in	2	0.85%
Total	234	100.00%

Tualatin Valley Water District, Commissioner, Position 5 (Vote for 1)		
277 ballots (0 over voted ballots, 0 overvotes, 43 blank voted), 3234 registered voters, turnout 8.57%		
Jim Doane	230	98.29%
Write-in	4	1.71%



Statement of Votes Cast by Precinct
 Washington County, May 21, 2019 Special District
 All Precincts, All Districts, All ScanStations, All Contests, All Boxes
 Official Election Results

Total Ballots Cast: 71319, Registered Voters: 360972, Overall Turnout: 19.76%

Choice	Votes	Vote %
Total	234	100.00%

Precinct 333

Beaverton School District 48J, Director, Zone 3 (Vote for 1)

333 ballots (0 over voted ballots, 0 overvotes, 22 blank voted), 4803 registered voters, turnout 6.93%

Eric Simpson	305	98.07%
Write-in	6	1.93%
Total	311	100.00%

Beaverton School District 48J, Director, Zone 6 (Vote for 1)

333 ballots (0 over voted ballots, 0 overvotes, 22 blank voted), 4803 registered voters, turnout 6.93%

Becky Tymchuk	306	98.39%
Write-in	5	1.61%
Total	311	100.00%

Beaverton School District 48J, Director, Zone 7 (Vote for 1)

333 ballots (0 over voted ballots, 0 overvotes, 20 blank voted), 4803 registered voters, turnout 6.93%

Tom Colett	309	98.72%
Write-in	4	1.28%
Total	313	100.00%

Hillsboro School District 1J, Director, Position 4 (Vote for 1)

17 ballots (0 over voted ballots, 0 overvotes, 1 blank voted), 377 registered voters, turnout 4.51%

See Eun Kim	10	62.50%
Bart Rask	6	37.50%
Write-in	0	0.00%
Total	16	100.00%

Hillsboro School District 1J, Director, Position 5 (Vote for 1)

17 ballots (0 over voted ballots, 0 overvotes, 2 blank voted), 377 registered voters, turnout 4.51%

Lisa Allen	15	100.00%
Write-in	0	0.00%
Total	15	100.00%

Hillsboro School District 1J, Director, Position 7 (Vote for 1)

17 ballots (0 over voted ballots, 0 overvotes, 2 blank voted), 377 registered voters, turnout 4.51%

Yadira Martinez	15	100.00%
Write-in	0	0.00%
Total	15	100.00%

Tualatin Valley Water District, Commissioner, Position 4 (Vote for 1)

350 ballots (0 over voted ballots, 0 overvotes, 11 blank voted), 5180 registered voters, turnout 6.76%

Todd Sanders	331	97.64%
Write-in	8	2.36%
Total	339	100.00%

Tualatin Valley Water District, Commissioner, Position 5 (Vote for 1)

350 ballots (0 over voted ballots, 0 overvotes, 13 blank voted), 5180 registered voters, turnout 6.76%

Jim Doane	328	97.33%
Write-in	9	2.67%
Total	337	100.00%

Precinct 334

Portland Community College, Director, Zone 7 (Vote for 1)

33 ballots (0 over voted ballots, 0 overvotes, 11 blank voted), 162 registered voters, turnout 20.37%

Alex Diaz Rios	20	90.91%
Write-in	2	9.09%



Statement of Votes Cast by Precinct
 Washington County, May 21, 2019 Special District
 All Precincts, All Districts, All ScanStations, All Contests, All Boxes
 Official Election Results

Page: 42 of 185
 2019-06-06
 15:41:55

Total Ballots Cast: 71319, Registered Voters: 360972, Overall Turnout: 19.76%

Choice	Votes	Vote %
Total	22	100.00%

Hillsboro School District 1J, Director, Position 4 (Vote for 1)

26 ballots (0 over voted ballots, 0 overvotes, 0 blank voted), 141 registered voters, turnout 18.44%

See Eun Kim	8	30.77%
Bart Rask	16	61.54%
Write-in	2	7.69%
Total	26	100.00%

Hillsboro School District 1J, Director, Position 5 (Vote for 1)

26 ballots (0 over voted ballots, 0 overvotes, 9 blank voted), 141 registered voters, turnout 18.44%

Lisa Allen	15	88.24%
Write-in	2	11.76%
Total	17	100.00%

Hillsboro School District 1J, Director, Position 7 (Vote for 1)

26 ballots (0 over voted ballots, 0 overvotes, 11 blank voted), 141 registered voters, turnout 18.44%

Yadira Martinez	13	86.67%
Write-in	2	13.33%
Total	15	100.00%

Scappoose School District 1J, Director, Zone 1 (Vote for 1)

7 ballots (0 over voted ballots, 0 overvotes, 0 blank voted), 21 registered voters, turnout 33.33%

Nikki Tetz	2	28.57%
Jim Hoag	5	71.43%
Write-in	0	0.00%
Total	7	100.00%

Scappoose School District 1J, Director, Zone 2 (Vote for 1)

7 ballots (0 over voted ballots, 0 overvotes, 0 blank voted), 21 registered voters, turnout 33.33%

Branda Jurasek	7	100.00%
Write-in	0	0.00%
Total	7	100.00%

Scappoose School District 1J, Director, Zone 6, At-Large (Vote for 1)

7 ballots (0 over voted ballots, 0 overvotes, 0 blank voted), 21 registered voters, turnout 33.33%

Michelle Graham	7	100.00%
Kevin Freimuth	0	0.00%
Write-in	0	0.00%
Total	7	100.00%

Scappoose School District 1J, Director, Zone 7, At-Large (Vote for 1)

7 ballots (0 over voted ballots, 0 overvotes, 0 blank voted), 21 registered voters, turnout 33.33%

Will Kessi	7	100.00%
Steve Kreins	0	0.00%
Write-in	0	0.00%
Total	7	100.00%

Tualatin Valley Fire and Rescue District, Dir, Position 4 (Vote for 1)

16 ballots (0 over voted ballots, 0 overvotes, 2 blank voted), 43 registered voters, turnout 37.21%

Robert A Sattenwhite	5	35.71%
Randy Lauer	9	64.29%
Write-in	0	0.00%
Total	14	100.00%

Tualatin Valley Fire and Rescue District, Dir, Position 5 (Vote for 1)

16 ballots (0 over voted ballots, 0 overvotes, 1 blank voted), 43 registered voters, turnout 37.21%

Justin Dillingham	3	20.00%
Brian Clopton	3	20.00%



Statement of Votes Cast by Precinct
 Washington County, May 21, 2019 Special District
 All Precincts, All Districts, All ScanStations, All Contests, All Boxes
 Official Election Results

Total Ballots Cast: 71319, Registered Voters: 360972, Overall Turnout: 19.76%

Choice	Votes	Vote %
Jason Hitzert	2	13.33%
Kevin Van Dyke	7	46.67%
Write-in	0	0.00%
Total	15	100.00%

Measure 34-286 Tualatin Valley Fire and Rescue District (Vote for 1)

16 ballots (0 over voted ballots, 0 overvotes, 0 blank voted), 43 registered voters, turnout 37.21%

Yes	13	81.25%
No	3	18.75%
Total	16	100.00%

Precinct 335

Portland Community College, Director, Zone 7 (Vote for 1)

1206 ballots (0 over voted ballots, 0 overvotes, 338 blank voted), 5056 registered voters, turnout 23.85%

Alex Diaz Rios	839	96.66%
Write-in	29	3.34%
Total	868	100.00%

Hillsboro School District 1J, Director, Position 4 (Vote for 1)

1206 ballots (0 over voted ballots, 0 overvotes, 7 blank voted), 5056 registered voters, turnout 23.85%

See Eun Kim	662	55.21%
Bart Rask	533	44.45%
Write-in	4	0.33%
Total	1199	100.00%

Hillsboro School District 1J, Director, Position 5 (Vote for 1)

1206 ballots (0 over voted ballots, 0 overvotes, 319 blank voted), 5056 registered voters, turnout 23.85%

Lisa Allen	863	97.29%
Write-in	24	2.71%
Total	887	100.00%

Hillsboro School District 1J, Director, Position 7 (Vote for 1)

1206 ballots (0 over voted ballots, 0 overvotes, 326 blank voted), 5056 registered voters, turnout 23.85%

Yadira Martinez	852	96.82%
Write-in	28	3.18%
Total	880	100.00%

Precinct 336

Portland Community College, Director, Zone 7 (Vote for 1)

623 ballots (0 over voted ballots, 0 overvotes, 150 blank voted), 3322 registered voters, turnout 18.75%

Alex Diaz Rios	460	97.25%
Write-in	13	2.75%
Total	473	100.00%

Hillsboro School District 1J, Director, Position 4 (Vote for 1)

623 ballots (0 over voted ballots, 0 overvotes, 4 blank voted), 3322 registered voters, turnout 18.75%

See Eun Kim	335	54.12%
Bart Rask	281	45.40%
Write-in	3	0.48%
Total	619	100.00%

Hillsboro School District 1J, Director, Position 5 (Vote for 1)

623 ballots (0 over voted ballots, 0 overvotes, 134 blank voted), 3322 registered voters, turnout 18.75%

Lisa Allen	471	96.32%
Write-in	18	3.68%
Total	489	100.00%



Statement of Votes Cast by Precinct
Washington County, May 21, 2019 Special District
All Precincts, All Districts, All ScanStations, All Contests, All Boxes
Official Election Results

Page: 44 of 185
2019-06-06
15:41:55

Total Ballots Cast: 71319, Registered Voters: 360972, Overall Turnout: 19.76%

Choice	Votes	Vote %
Hillsboro School District 1J, Director, Position 7 (Vote for 1)		
623 ballots (0 over voted ballots, 0 overvotes, 152 blank voted), 3322 registered voters, turnout 18.75%		
Yadira Martinez	456	96.82%
Write-in	15	3.18%
Total	471	100.00%

Precinct 337

Portland Community College, Director, Zone 7 (Vote for 1)		
793 ballots (0 over voted ballots, 0 overvotes, 209 blank voted), 5089 registered voters, turnout 15.58%		
Alex Diaz Rios	568	97.26%
Write-in	16	2.74%
Total	584	100.00%

Hillsboro School District 1J, Director, Position 4 (Vote for 1)		
793 ballots (1 over voted ballots, 1 overvotes, 11 blank voted), 5089 registered voters, turnout 15.58%		
See Eun Kim	397	50.83%
Bart Rask	379	48.53%
Write-in	5	0.64%
Total	781	100.00%

Hillsboro School District 1J, Director, Position 5 (Vote for 1)		
793 ballots (0 over voted ballots, 0 overvotes, 201 blank voted), 5089 registered voters, turnout 15.58%		
Lisa Allen	576	97.30%
Write-in	16	2.70%
Total	592	100.00%

Hillsboro School District 1J, Director, Position 7 (Vote for 1)		
793 ballots (0 over voted ballots, 0 overvotes, 198 blank voted), 5089 registered voters, turnout 15.58%		
Yadira Martinez	574	96.47%
Write-in	21	3.53%
Total	595	100.00%

Precinct 338

Portland Community College, Director, Zone 7 (Vote for 1)		
978 ballots (0 over voted ballots, 0 overvotes, 360 blank voted), 6195 registered voters, turnout 15.79%		
Alex Diaz Rios	603	97.57%
Write-in	15	2.43%
Total	618	100.00%

Forest Grove School District 15, Director, Position 4 (Vote for 1)		
694 ballots (0 over voted ballots, 0 overvotes, 144 blank voted), 4344 registered voters, turnout 15.98%		
Chelsea Shotts	135	24.55%
Chris Mejia	201	36.55%
L M (Kate) Grandusky	211	38.36%
Write-in	3	0.55%
Total	550	100.00%

Forest Grove School District 15, Director, Position 5 (Vote for 1)		
694 ballots (0 over voted ballots, 0 overvotes, 142 blank voted), 4344 registered voters, turnout 15.98%		
Mike Carter	262	47.46%
Narce Rodriguez	289	52.36%
Write-in	1	0.18%
Total	552	100.00%

Hillsboro School District 1J, Director, Position 4 (Vote for 1)		
284 ballots (0 over voted ballots, 0 overvotes, 57 blank voted), 1851 registered voters, turnout 15.34%		
See Eun Kim	117	51.54%
Bart Rask	110	48.46%



Statement of Votes Cast by Precinct
 Washington County, May 21, 2019 Special District
 All Precincts, All Districts, All ScanStations, All Contests, All Boxes
 Official Election Results

Total Ballots Cast: 71319, Registered Voters: 360972, Overall Turnout: 19.76%

Choice	Votes	Vote %
Write-in	0	0.00%
Total	227	100.00%

Hillsboro School District 1J, Director, Position 5 (Vote for 1)

284 ballots (0 over voted ballots, 0 overvotes, 107 blank voted), 1851 registered voters, turnout 15.34%

Lisa Allen	173	97.74%
Write-in	4	2.26%
Total	177	100.00%

Hillsboro School District 1J, Director, Position 7 (Vote for 1)

284 ballots (0 over voted ballots, 0 overvotes, 109 blank voted), 1851 registered voters, turnout 15.34%

Yadira Martinez	172	98.29%
Write-in	3	1.71%
Total	175	100.00%

Measure 34-290 City of Cornelius (Vote for 1)

978 ballots (0 over voted ballots, 0 overvotes, 16 blank voted), 6195 registered voters, turnout 15.79%

Yes	803	83.47%
No	159	16.53%
Total	962	100.00%

Precinct 339

Portland Community College, Director, Zone 7 (Vote for 1)

994 ballots (0 over voted ballots, 0 overvotes, 239 blank voted), 6792 registered voters, turnout 14.63%

Alex Diaz Rios	725	96.03%
Write-in	30	3.97%
Total	755	100.00%

Forest Grove School District 15, Director, Position 4 (Vote for 1)

994 ballots (1 over voted ballots, 1 overvotes, 38 blank voted), 6792 registered voters, turnout 14.63%

Chelsea Shotts	143	14.97%
Chris Mejia	334	34.97%
L M (Kate) Grandusky	474	49.63%
Write-in	4	0.42%
Total	955	100.00%

Forest Grove School District 15, Director, Position 5 (Vote for 1)

994 ballots (0 over voted ballots, 0 overvotes, 46 blank voted), 6792 registered voters, turnout 14.63%

Mike Carter	356	37.55%
Narce Rodriguez	587	61.92%
Write-in	5	0.53%
Total	948	100.00%

Precinct 340

Portland Community College, Director, Zone 7 (Vote for 1)

1419 ballots (0 over voted ballots, 0 overvotes, 391 blank voted), 7599 registered voters, turnout 18.67%

Alex Diaz Rios	995	96.79%
Write-in	33	3.21%
Total	1028	100.00%

Forest Grove School District 15, Director, Position 4 (Vote for 1)

1419 ballots (4 over voted ballots, 4 overvotes, 48 blank voted), 7599 registered voters, turnout 18.67%

Chelsea Shotts	169	12.36%
Chris Mejia	549	40.16%
L M (Kate) Grandusky	644	47.11%
Write-in	5	0.37%
Total	1367	100.00%



Statement of Votes Cast by Precinct
 Washington County, May 21, 2019 Special District
 All Precincts, All Districts, All ScanStations, All Contests, All Boxes
 Official Election Results

Page: 46 of 185
 2019-06-06
 15:41:55

Total Ballots Cast: 71319, Registered Voters: 360972, Overall Turnout: 19.76%

Choice	Votes	Vote %
Forest Grove School District 15, Director, Position 5 (Vote for 1)		
1419 ballots (0 over voted ballots, 0 overvotes, 46 blank voted), 7599 registered voters, turnout 18.67%		
Mike Carter	523	38.09%
Narce Rodriguez	846	61.62%
Write-in	4	0.29%
Total	1373	100.00%

Precinct 341

Portland Community College, Director, Zone 7 (Vote for 1)		
104 ballots (0 over voted ballots, 0 overvotes, 55 blank voted), 398 registered voters, turnout 26.13%		
Alex Diaz Rios	49	100.00%
Write-in	0	0.00%
Total	49	100.00%

Banks School District 13, Director, Position 3 (Vote for 1)		
13 ballots (0 over voted ballots, 0 overvotes, 7 blank voted), 30 registered voters, turnout 43.33%		
Dan Streblov	6	100.00%
Write-in	0	0.00%
Total	6	100.00%

Banks School District 13, Director, Position 5 (Vote for 1)		
13 ballots (0 over voted ballots, 0 overvotes, 2 blank voted), 30 registered voters, turnout 43.33%		
Will Moore	10	90.91%
James Harris	1	9.09%
Write-in	0	0.00%
Total	11	100.00%

Forest Grove School District 15, Director, Position 4 (Vote for 1)		
23 ballots (0 over voted ballots, 0 overvotes, 6 blank voted), 116 registered voters, turnout 19.83%		
Chelsea Shotts	5	29.41%
Chris Mejia	6	35.29%
L M (Kate) Grandusky	6	35.29%
Write-in	0	0.00%
Total	17	100.00%

Forest Grove School District 15, Director, Position 5 (Vote for 1)		
23 ballots (0 over voted ballots, 0 overvotes, 4 blank voted), 116 registered voters, turnout 19.83%		
Mike Carter	11	57.89%
Narce Rodriguez	8	42.11%
Write-in	0	0.00%
Total	19	100.00%

Hillsboro School District 1J, Director, Position 4 (Vote for 1)		
68 ballots (0 over voted ballots, 0 overvotes, 8 blank voted), 252 registered voters, turnout 26.98%		
See Eun Kim	18	30.00%
Bart Rask	42	70.00%
Write-in	0	0.00%
Total	60	100.00%

Hillsboro School District 1J, Director, Position 5 (Vote for 1)		
68 ballots (0 over voted ballots, 0 overvotes, 37 blank voted), 252 registered voters, turnout 26.98%		
Lisa Allen	31	100.00%
Write-in	0	0.00%
Total	31	100.00%

Hillsboro School District 1J, Director, Position 7 (Vote for 1)		
68 ballots (0 over voted ballots, 0 overvotes, 39 blank voted), 252 registered voters, turnout 26.98%		
Yadira Martinez	29	100.00%
Write-in	0	0.00%



Statement of Votes Cast by Precinct
 Washington County, May 21, 2019 Special District
 All Precincts, All Districts, All ScanStations, All Contests, All Boxes
 Official Election Results

Page: 47 of 185
 2019-06-06
 15:41:55

Total Ballots Cast: 71319, Registered Voters: 360972, Overall Turnout: 19.76%

Choice	Votes	Vote %
Total	29	100.00%

Cornelius Rural Fire District, Director, Position 1 (Vote for 1)

65 ballots (0 over voted ballots, 0 overvotes, 26 blank voted), 222 registered voters, turnout 29.28%

Dan Eischen	39	100.00%
Write-in	0	0.00%
Total	39	100.00%

Cornelius Rural Fire District, Director, Position 4 (Vote for 1)

65 ballots (0 over voted ballots, 0 overvotes, 24 blank voted), 222 registered voters, turnout 29.28%

Wesley VanDyke	41	100.00%
Write-in	0	0.00%
Total	41	100.00%

Cornelius Rural Fire District, Director, Position 5 (Vote for 1)

65 ballots (0 over voted ballots, 0 overvotes, 59 blank voted), 222 registered voters, turnout 29.28%

Write-in	6	100.00%
Total	6	100.00%

Forest Grove Fire District, Director, Position 2 (Vote for 1)

36 ballots (0 over voted ballots, 0 overvotes, 3 blank voted), 142 registered voters, turnout 25.35%

Brooke Gramer	13	39.39%
Kevin Van Dyke	20	60.61%
Write-in	0	0.00%
Total	33	100.00%

Forest Grove Fire District, Director, Position 4 (Vote for 1)

36 ballots (0 over voted ballots, 0 overvotes, 5 blank voted), 142 registered voters, turnout 25.35%

Gary Post	27	87.10%
Nicholas Chan	4	12.90%
Write-in	0	0.00%
Total	31	100.00%

Forest Grove Fire District, Director, Position 5 (Vote for 1)

36 ballots (0 over voted ballots, 0 overvotes, 17 blank voted), 142 registered voters, turnout 25.35%

Dallas F Boge	19	100.00%
Write-in	0	0.00%
Total	19	100.00%

Tualatin Valley Fire and Rescue District, Dir, Position 4 (Vote for 1)

3 ballots (0 over voted ballots, 0 overvotes, 1 blank voted), 34 registered voters, turnout 8.82%

Robert A Satterwhite	0	0.00%
Randy Lauer	2	100.00%
Write-in	0	0.00%
Total	2	100.00%

Tualatin Valley Fire and Rescue District, Dir, Position 5 (Vote for 1)

3 ballots (0 over voted ballots, 0 overvotes, 0 blank voted), 34 registered voters, turnout 8.82%

Justin Dillingham	0	0.00%
Brian Clopton	0	0.00%
Jason Hitzert	1	33.33%
Kevin Van Dyke	2	66.67%
Write-in	0	0.00%
Total	3	100.00%

Measure 34-286 Tualatin Valley Fire and Rescue District (Vote for 1)

3 ballots (0 over voted ballots, 0 overvotes, 1 blank voted), 34 registered voters, turnout 8.82%

Yes	2	100.00%
No	0	0.00%



Statement of Votes Cast by Precinct
 Washington County, May 21, 2019 Special District
 All Precincts, All Districts, All ScanStations, All Contests, All Boxes
 Official Election Results

Total Ballots Cast: 71319, Registered Voters: 360972, Overall Turnout: 19.76%

Choice	Votes	Vote %
Total	2	100.00%

Measure 34-288 Cornelius Rural Fire District (Vote for 1)

65 ballots (0 over voted ballots, 0 overvotes, 4 blank voted), 222 registered voters, turnout 29.28%

Yes	55	90.16%
No	6	9.84%
Total	61	100.00%

Precinct 342

Portland Community College, Director, Zone 7 (Vote for 1)

16 ballots (0 over voted ballots, 0 overvotes, 6 blank voted), 74 registered voters, turnout 21.62%

Alex Diaz Rios	10	100.00%
Write-in	0	0.00%
Total	10	100.00%

Forest Grove School District 15, Director, Position 4 (Vote for 1)

16 ballots (0 over voted ballots, 0 overvotes, 0 blank voted), 74 registered voters, turnout 21.62%

Chelsea Shotts	1	6.25%
Chris Mejia	6	37.50%
L M (Kate) Grandusky	9	56.25%
Write-in	0	0.00%
Total	16	100.00%

Forest Grove School District 15, Director, Position 5 (Vote for 1)

16 ballots (0 over voted ballots, 0 overvotes, 0 blank voted), 74 registered voters, turnout 21.62%

Mike Carter	12	75.00%
Narce Rodriguez	4	25.00%
Write-in	0	0.00%
Total	16	100.00%

Forest Grove Fire District, Director, Position 2 (Vote for 1)

16 ballots (0 over voted ballots, 0 overvotes, 0 blank voted), 74 registered voters, turnout 21.62%

Brooke Gramer	4	25.00%
Kevin Van Dyke	12	75.00%
Write-in	0	0.00%
Total	16	100.00%

Forest Grove Fire District, Director, Position 4 (Vote for 1)

16 ballots (0 over voted ballots, 0 overvotes, 0 blank voted), 74 registered voters, turnout 21.62%

Gary Post	11	68.75%
Nicholas Chan	5	31.25%
Write-in	0	0.00%
Total	16	100.00%

Forest Grove Fire District, Director, Position 5 (Vote for 1)

16 ballots (0 over voted ballots, 0 overvotes, 6 blank voted), 74 registered voters, turnout 21.62%

Dallas F Boge	9	90.00%
Write-in	1	10.00%
Total	10	100.00%

Precinct 343

Portland Community College, Director, Zone 7 (Vote for 1)

1040 ballots (0 over voted ballots, 0 overvotes, 297 blank voted), 5259 registered voters, turnout 19.78%

Alex Diaz Rios	729	98.12%
Write-in	14	1.88%
Total	743	100.00%



Statement of Votes Cast by Precinct
 Washington County, May 21, 2019 Special District
 All Precincts, All Districts, All ScanStations, All Contests, All Boxes
 Official Election Results

Total Ballots Cast: 71319, Registered Voters: 360972, Overall Turnout: 19.76%

Choice	Votes	Vote %
Hillsboro School District 1J, Director, Position 4 (Vote for 1)		
1040 ballots (0 over voted ballots, 0 overvotes, 8 blank voted), 5259 registered voters, turnout 19.78%		
See Eun Kim	545	52.81%
Bart Rask	486	47.09%
Write-in	1	0.10%
Total	1032	100.00%

Hillsboro School District 1J, Director, Position 5 (Vote for 1)		
1040 ballots (0 over voted ballots, 0 overvotes, 249 blank voted), 5259 registered voters, turnout 19.78%		
Lisa Allen	777	98.23%
Write-in	14	1.77%
Total	791	100.00%

Hillsboro School District 1J, Director, Position 7 (Vote for 1)		
1040 ballots (0 over voted ballots, 0 overvotes, 266 blank voted), 5259 registered voters, turnout 19.78%		
Yadira Martinez	758	97.93%
Write-in	16	2.07%
Total	774	100.00%

Precinct 344

Portland Community College, Director, Zone 7 (Vote for 1)		
844 ballots (0 over voted ballots, 0 overvotes, 216 blank voted), 5387 registered voters, turnout 15.67%		
Alex Diaz Rios	615	97.93%
Write-in	13	2.07%
Total	628	100.00%

Hillsboro School District 1J, Director, Position 4 (Vote for 1)		
844 ballots (0 over voted ballots, 0 overvotes, 11 blank voted), 5387 registered voters, turnout 15.67%		
See Eun Kim	485	58.22%
Bart Rask	344	41.30%
Write-in	4	0.48%
Total	833	100.00%

Hillsboro School District 1J, Director, Position 5 (Vote for 1)		
844 ballots (0 over voted ballots, 0 overvotes, 187 blank voted), 5387 registered voters, turnout 15.67%		
Lisa Allen	640	97.41%
Write-in	17	2.59%
Total	657	100.00%

Hillsboro School District 1J, Director, Position 7 (Vote for 1)		
844 ballots (0 over voted ballots, 0 overvotes, 198 blank voted), 5387 registered voters, turnout 15.67%		
Yadira Martinez	624	96.59%
Write-in	22	3.41%
Total	646	100.00%

Precinct 345

Portland Community College, Director, Zone 7 (Vote for 1)		
7 ballots (0 over voted ballots, 0 overvotes, 2 blank voted), 26 registered voters, turnout 26.92%		
Alex Diaz Rios	5	100.00%
Write-in	0	0.00%
Total	5	100.00%

Hillsboro School District 1J, Director, Position 4 (Vote for 1)		
7 ballots (0 over voted ballots, 0 overvotes, 1 blank voted), 26 registered voters, turnout 26.92%		
See Eun Kim	5	83.33%
Bart Rask	1	16.67%
Write-in	0	0.00%



Statement of Votes Cast by Precinct
 Washington County, May 21, 2019 Special District
 All Precincts, All Districts, All ScanStations, All Contests, All Boxes
 Official Election Results

Total Ballots Cast: 71319, Registered Voters: 360972, Overall Turnout: 19.76%

Choice	Votes	Vote %
Total	6	100.00%

Hillsboro School District 1J, Director, Position 5 (Vote for 1)

7 ballots (0 over voted ballots, 0 overvotes, 2 blank voted), 26 registered voters, turnout 26.92%

Lisa Allen	5	100.00%
Write-in	0	0.00%
Total	5	100.00%

Hillsboro School District 1J, Director, Position 7 (Vote for 1)

7 ballots (0 over voted ballots, 0 overvotes, 2 blank voted), 26 registered voters, turnout 26.92%

Yadira Martinez	5	100.00%
Write-in	0	0.00%
Total	5	100.00%

Tualatin Valley Fire and Rescue District, Dir, Position 4 (Vote for 1)

7 ballots (0 over voted ballots, 0 overvotes, 1 blank voted), 26 registered voters, turnout 26.92%

Robert A Satterwhite	4	66.67%
Randy Lauer	2	33.33%
Write-in	0	0.00%
Total	6	100.00%

Tualatin Valley Fire and Rescue District, Dir, Position 5 (Vote for 1)

7 ballots (0 over voted ballots, 0 overvotes, 1 blank voted), 26 registered voters, turnout 26.92%

Justin Dillingham	1	16.67%
Brian Clopton	1	16.67%
Jason Hiltzert	1	16.67%
Kevin Van Dyke	3	50.00%
Write-in	0	0.00%
Total	6	100.00%

Measure 34-286 Tualatin Valley Fire and Rescue District (Vote for 1)

7 ballots (0 over voted ballots, 0 overvotes, 0 blank voted), 26 registered voters, turnout 26.92%

Yes	6	85.71%
No	1	14.29%
Total	7	100.00%

Precinct 346

Portland Community College, Director, Zone 7 (Vote for 1)

112 ballots (0 over voted ballots, 0 overvotes, 58 blank voted), 332 registered voters, turnout 33.73%

Alex Diaz Rios	51	94.44%
Write-in	3	5.56%
Total	54	100.00%

Hillsboro School District 1J, Director, Position 4 (Vote for 1)

112 ballots (0 over voted ballots, 0 overvotes, 19 blank voted), 332 registered voters, turnout 33.73%

See Eun Kim	29	31.18%
Bart Rask	62	66.67%
Write-in	2	2.15%
Total	93	100.00%

Hillsboro School District 1J, Director, Position 5 (Vote for 1)

112 ballots (0 over voted ballots, 0 overvotes, 54 blank voted), 332 registered voters, turnout 33.73%

Lisa Allen	54	93.10%
Write-in	4	6.90%
Total	58	100.00%

Hillsboro School District 1J, Director, Position 7 (Vote for 1)

112 ballots (0 over voted ballots, 0 overvotes, 54 blank voted), 332 registered voters, turnout 33.73%



Statement of Votes Cast by Precinct
 Washington County, May 21, 2019 Special District
 All Precincts, All Districts, All ScanStations, All Contests, All Boxes
 Official Election Results

Total Ballots Cast: 71319, Registered Voters: 360972, Overall Turnout: 19.76%

Choice	Votes	Vote %
Yadira Martinez	54	93.10%
Write-in	4	6.90%
Total	58	100.00%

Cornelius Rural Fire District, Director, Position 1 (Vote for 1)

44 ballots (0 over voted ballots, 0 overvotes, 15 blank voted), 129 registered voters, turnout 34.11%

Dan Eischen	28	96.55%
Write-in	1	3.45%
Total	29	100.00%

Cornelius Rural Fire District, Director, Position 4 (Vote for 1)

44 ballots (0 over voted ballots, 0 overvotes, 16 blank voted), 129 registered voters, turnout 34.11%

Wesley VanDyke	28	100.00%
Write-in	0	0.00%
Total	28	100.00%

Cornelius Rural Fire District, Director, Position 5 (Vote for 1)

44 ballots (0 over voted ballots, 0 overvotes, 42 blank voted), 129 registered voters, turnout 34.11%

Write-in	2	100.00%
Total	2	100.00%

Tualatin Valley Fire and Rescue District, Dir, Position 4 (Vote for 1)

68 ballots (0 over voted ballots, 0 overvotes, 19 blank voted), 203 registered voters, turnout 33.50%

Robert A Satterwhite	19	38.78%
Randy Lauer	29	59.18%
Write-in	1	2.04%
Total	49	100.00%

Tualatin Valley Fire and Rescue District, Dir, Position 5 (Vote for 1)

68 ballots (0 over voted ballots, 0 overvotes, 18 blank voted), 203 registered voters, turnout 33.50%

Justin Dillingham	18	36.00%
Brian Clopton	11	22.00%
Jason Hitzert	0	0.00%
Kevin Van Dyke	21	42.00%
Write-in	0	0.00%
Total	50	100.00%

Measure 34-286 Tualatin Valley Fire and Rescue District (Vote for 1)

68 ballots (0 over voted ballots, 0 overvotes, 0 blank voted), 203 registered voters, turnout 33.50%

Yes	56	82.35%
No	12	17.65%
Total	68	100.00%

Measure 34-288 Cornelius Rural Fire District (Vote for 1)

44 ballots (0 over voted ballots, 0 overvotes, 0 blank voted), 129 registered voters, turnout 34.11%

Yes	39	88.64%
No	5	11.36%
Total	44	100.00%

Precinct 347

Portland Community College, Director, Zone 7 (Vote for 1)

25 ballots (0 over voted ballots, 0 overvotes, 6 blank voted), 72 registered voters, turnout 34.72%

Alex Diaz Rios	18	94.74%
Write-in	1	5.26%
Total	19	100.00%

Forest Grove School District 15, Director, Position 4 (Vote for 1)

25 ballots (0 over voted ballots, 0 overvotes, 3 blank voted), 72 registered voters, turnout 34.72%



Statement of Votes Cast by Precinct
 Washington County, May 21, 2019 Special District
 All Precincts, All Districts, All ScanStations, All Contests, All Boxes
 Official Election Results

Total Ballots Cast: 71319, Registered Voters: 360972, Overall Turnout: 19.76%

Choice	Votes	Vote %
Chelsea Shotts	4	18.18%
Chris Mejia	7	31.82%
L M (Kate) Grandusky	10	45.45%
Write-in	1	4.55%
Total	22	100.00%

Forest Grove School District 15, Director, Position 5 (Vote for 1)

25 ballots (0 over voted ballots, 0 overvotes, 4 blank voted), 72 registered voters, turnout 34.72%

Mike Carter	12	57.14%
Narce Rodriguez	9	42.86%
Write-in	0	0.00%
Total	21	100.00%

Cornelius Rural Fire District, Director, Position 1 (Vote for 1)

20 ballots (0 over voted ballots, 0 overvotes, 2 blank voted), 63 registered voters, turnout 31.75%

Dan Eischen	18	100.00%
Write-in	0	0.00%
Total	18	100.00%

Cornelius Rural Fire District, Director, Position 4 (Vote for 1)

20 ballots (0 over voted ballots, 0 overvotes, 2 blank voted), 63 registered voters, turnout 31.75%

Wesley VanDyke	18	100.00%
Write-in	0	0.00%
Total	18	100.00%

Cornelius Rural Fire District, Director, Position 5 (Vote for 1)

20 ballots (0 over voted ballots, 0 overvotes, 20 blank voted), 63 registered voters, turnout 31.75%

Write-in	0	0.00%
Total	0	0.00%

Forest Grove Fire District, Director, Position 2 (Vote for 1)

5 ballots (0 over voted ballots, 0 overvotes, 1 blank voted), 9 registered voters, turnout 55.56%

Brooke Gramer	3	75.00%
Kevin Van Dyke	0	0.00%
Write-in	1	25.00%
Total	4	100.00%

Forest Grove Fire District, Director, Position 4 (Vote for 1)

5 ballots (0 over voted ballots, 0 overvotes, 0 blank voted), 9 registered voters, turnout 55.56%

Gary Post	3	60.00%
Nicholas Chan	2	40.00%
Write-in	0	0.00%
Total	5	100.00%

Forest Grove Fire District, Director, Position 5 (Vote for 1)

5 ballots (0 over voted ballots, 0 overvotes, 1 blank voted), 9 registered voters, turnout 55.56%

Dallas F Boge	4	100.00%
Write-in	0	0.00%
Total	4	100.00%

Measure 34-288 Cornelius Rural Fire District (Vote for 1)

20 ballots (0 over voted ballots, 0 overvotes, 0 blank voted), 63 registered voters, turnout 31.75%

Yes	19	95.00%
No	1	5.00%
Total	20	100.00%

Precinct 348



Statement of Votes Cast by Precinct
 Washington County, May 21, 2019 Special District
 All Precincts, All Districts, All ScanStations, All Contests, All Boxes
 Official Election Results

Total Ballots Cast: 71319, Registered Voters: 360972, Overall Turnout: 19.76%

Choice	Votes	Vote %
Clackamas ESD, Director, At-Large (Vote for 1)		
11 ballots (0 over voted ballots, 0 overvotes, 8 blank voted), 39 registered voters, turnout 28.21%		
Linda Brown	3	100.00%
Write-in	0	0.00%
Total	3	100.00%

Lake Oswego School Dist 7J, Director, Pos 1 (Vote for 1)		
11 ballots (0 over voted ballots, 0 overvotes, 5 blank voted), 39 registered voters, turnout 28.21%		
Kelly Calabria	2	33.33%
John Wallin	4	66.67%
Write-in	0	0.00%
Total	6	100.00%

Lake Oswego School Dist 7J, Director, Pos 5 (Vote for 1)		
11 ballots (0 over voted ballots, 0 overvotes, 8 blank voted), 39 registered voters, turnout 28.21%		
Kirsten Aird	3	100.00%
Write-in	0	0.00%
Total	3	100.00%

Tualatin Valley Fire and Rescue District, Dir, Position 4 (Vote for 1)		
11 ballots (0 over voted ballots, 0 overvotes, 5 blank voted), 39 registered voters, turnout 28.21%		
Robert A Satterwhite	2	33.33%
Randy Lauer	4	66.67%
Write-in	0	0.00%
Total	6	100.00%

Tualatin Valley Fire and Rescue District, Dir, Position 5 (Vote for 1)		
11 ballots (0 over voted ballots, 0 overvotes, 5 blank voted), 39 registered voters, turnout 28.21%		
Justin Dillingham	0	0.00%
Brian Clopton	3	50.00%
Jason Hitzert	0	0.00%
Kevin Van Dyke	3	50.00%
Write-in	0	0.00%
Total	6	100.00%

Rivergrove Water District, Commissioner, Position 1 (Vote for 1)		
9 ballots (0 over voted ballots, 0 overvotes, 6 blank voted), 35 registered voters, turnout 25.71%		
Sherry Patterson	3	100.00%
Write-in	0	0.00%
Total	3	100.00%

Rivergrove Water District, Commissioner, Position 2 (Vote for 1)		
9 ballots (0 over voted ballots, 0 overvotes, 6 blank voted), 35 registered voters, turnout 25.71%		
James Johnson	3	100.00%
Write-in	0	0.00%
Total	3	100.00%

Rivergrove Water District, Commissioner, Position 4 (Vote for 1)		
9 ballots (0 over voted ballots, 0 overvotes, 6 blank voted), 35 registered voters, turnout 25.71%		
Lawrence M Magura	3	100.00%
Write-in	0	0.00%
Total	3	100.00%

Measure 3-548 LO Parks & Rec Bonds (Vote for 1)		
0 ballots (0 over voted ballots, 0 overvotes, 0 blank voted)		
Yes	0	0.00%
No	0	0.00%
Total	0	0.00%



Statement of Votes Cast by Precinct
 Washington County, May 21, 2019 Special District
 All Precincts, All Districts, All ScanStations, All Contests, All Boxes
 Official Election Results

Page: 54 of 185
 2019-06-06
 15:41:55

Total Ballots Cast: 71319, Registered Voters: 360972, Overall Turnout: 19.76%

Choice	Votes	Vote %
Measure 3-549 City of Lake Oswego (Vote for 1)		
0 ballots (0 over voted ballots, 0 overvotes, 0 blank voted)		
Yes	0	0.00%
No	0	0.00%
Total	0	0.00%

Measure 3-547 Lake Oswego SD 7J LOL (Vote for 1)		
11 ballots (0 over voted ballots, 0 overvotes, 0 blank voted), 39 registered voters, turnout 28.21%		
Yes	2	18.18%
No	9	81.82%
Total	11	100.00%

Measure 34-286 Tualatin Valley Fire and Rescue District (Vote for 1)		
11 ballots (0 over voted ballots, 0 overvotes, 2 blank voted), 39 registered voters, turnout 28.21%		
Yes	3	33.33%
No	6	66.67%
Total	9	100.00%

Precinct 349

Beaverton School District 48J, Director, Zone 3 (Vote for 1)		
454 ballots (0 over voted ballots, 0 overvotes, 136 blank voted), 3348 registered voters, turnout 13.56%		
Eric Simpson	316	99.37%
Write-in	2	0.63%
Total	318	100.00%

Beaverton School District 48J, Director, Zone 6 (Vote for 1)		
454 ballots (0 over voted ballots, 0 overvotes, 145 blank voted), 3348 registered voters, turnout 13.56%		
Becky Tymchuk	304	98.38%
Write-in	5	1.62%
Total	309	100.00%

Beaverton School District 48J, Director, Zone 7 (Vote for 1)		
454 ballots (0 over voted ballots, 0 overvotes, 138 blank voted), 3348 registered voters, turnout 13.56%		
Tom Colett	312	98.73%
Write-in	4	1.27%
Total	316	100.00%

Tualatin Valley Fire and Rescue District, Dir, Position 4 (Vote for 1)		
454 ballots (1 over voted ballots, 1 overvotes, 87 blank voted), 3348 registered voters, turnout 13.56%		
Robert A Satterwhite	150	40.98%
Randy Lauer	214	58.47%
Write-in	2	0.55%
Total	366	100.00%

Tualatin Valley Fire and Rescue District, Dir, Position 5 (Vote for 1)		
454 ballots (0 over voted ballots, 0 overvotes, 85 blank voted), 3348 registered voters, turnout 13.56%		
Justin Dillingham	165	44.72%
Brian Clopton	129	34.96%
Jason Hitzert	13	3.52%
Kevin Van Dyke	60	16.26%
Write-in	2	0.54%
Total	369	100.00%

Tualatin Valley Water District, Commissioner, Position 4 (Vote for 1)		
454 ballots (0 over voted ballots, 0 overvotes, 143 blank voted), 3348 registered voters, turnout 13.56%		
Todd Sanders	308	99.04%
Write-in	3	0.96%



Statement of Votes Cast by Precinct
 Washington County, May 21, 2019 Special District
 All Precincts, All Districts, All ScanStations, All Contests, All Boxes
 Official Election Results

Total Ballots Cast: 71319, Registered Voters: 360972, Overall Turnout: 19.76%

Choice	Votes	Vote %
Total	311	100.00%

Tualatin Valley Water District, Commissioner, Position 5 (Vote for 1)

454 ballots (0 over voted ballots, 0 overvotes, 137 blank voted), 3348 registered voters, turnout 13.56%

Jim Doane	314	99.05%
Write-in	3	0.95%
Total	317	100.00%

THPRD, Director, Position 2 (Vote for 1)

454 ballots (0 over voted ballots, 0 overvotes, 75 blank voted), 3348 registered voters, turnout 13.56%

Wendy Kroger	274	72.30%
Amber WilsonValdivia	103	27.18%
Write-in	2	0.53%
Total	379	100.00%

THPRD, Director, Position 3 (Vote for 1)

454 ballots (0 over voted ballots, 0 overvotes, 75 blank voted), 3348 registered voters, turnout 13.56%

Hartmeier-Prigg	242	63.85%
Bill Kanable	136	35.88%
Write-in	1	0.26%
Total	379	100.00%

THPRD, Director, Position 4 (Vote for 1)

454 ballots (0 over voted ballots, 0 overvotes, 73 blank voted), 3348 registered voters, turnout 13.56%

Mahesh Udata	18	4.72%
John Griffiths	169	44.36%
Heidi Edwards	191	50.13%
Write-in	3	0.79%
Total	381	100.00%

THPRD, Director, Position 5 (Vote for 1)

454 ballots (0 over voted ballots, 0 overvotes, 76 blank voted), 3348 registered voters, turnout 13.56%

Tya Ping	206	54.50%
Ali Kavarianian	149	39.42%
Bhaskar Aluru	19	5.03%
Write-in	4	1.06%
Total	378	100.00%

Measure 34-286 Tualatin Valley Fire and Rescue District (Vote for 1)

454 ballots (0 over voted ballots, 0 overvotes, 13 blank voted), 3348 registered voters, turnout 13.56%

Yes	355	80.50%
No	86	19.50%
Total	441	100.00%

Precinct 350

Beaverton School District 48J, Director, Zone 3 (Vote for 1)

792 ballots (0 over voted ballots, 0 overvotes, 268 blank voted), 3898 registered voters, turnout 20.32%

Eric Simpson	511	97.52%
Write-in	13	2.48%
Total	524	100.00%

Beaverton School District 48J, Director, Zone 6 (Vote for 1)

792 ballots (0 over voted ballots, 0 overvotes, 266 blank voted), 3898 registered voters, turnout 20.32%

Becky Tymchuk	509	96.77%
Write-in	17	3.23%
Total	526	100.00%



Statement of Votes Cast by Precinct
 Washington County, May 21, 2019 Special District
 All Precincts, All Districts, All ScanStations, All Contests, All Boxes
 Official Election Results

Page: 56 of 185
 2019-06-06
 15:41:55

Total Ballots Cast: 71319, Registered Voters: 360972, Overall Turnout: 19.76%

Choice	Votes	Vote %
Beaverton School District 48J, Director, Zone 7 (Vote for 1)		
792 ballots (0 over voted ballots, 0 overvotes, 272 blank voted), 3898 registered voters, turnout 20.32%		
Tom Colett	510	98.08%
Write-in	10	1.92%
Total	520	100.00%

Tualatin Valley Fire and Rescue District, Dir, Position 4 (Vote for 1)		
792 ballots (0 over voted ballots, 0 overvotes, 204 blank voted), 3898 registered voters, turnout 20.32%		
Robert A Satterwhite	275	46.77%
Randy Lauer	313	53.23%
Write-in	0	0.00%
Total	588	100.00%

Tualatin Valley Fire and Rescue District, Dir, Position 5 (Vote for 1)		
792 ballots (0 over voted ballots, 0 overvotes, 220 blank voted), 3898 registered voters, turnout 20.32%		
Justin Dillingham	269	47.03%
Brian Clopton	182	31.82%
Jason Hitzert	32	5.59%
Kevin Van Dyke	89	15.56%
Write-in	0	0.00%
Total	572	100.00%

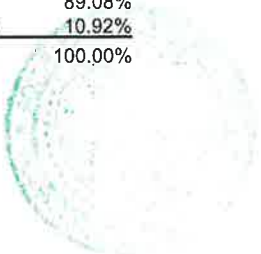
THPRD, Director, Position 2 (Vote for 1)		
792 ballots (0 over voted ballots, 0 overvotes, 200 blank voted), 3898 registered voters, turnout 20.32%		
Wendy Kroger	428	72.30%
Amber WilsonValdivia	164	27.70%
Write-in	0	0.00%
Total	592	100.00%

THPRD, Director, Position 3 (Vote for 1)		
792 ballots (0 over voted ballots, 0 overvotes, 200 blank voted), 3898 registered voters, turnout 20.32%		
Hartmeier-Prigg	372	62.84%
Bill Kanable	220	37.16%
Write-in	0	0.00%
Total	592	100.00%

THPRD, Director, Position 4 (Vote for 1)		
792 ballots (1 over voted ballots, 1 overvotes, 200 blank voted), 3898 registered voters, turnout 20.32%		
Mahesh Udata	49	8.29%
John Griffiths	263	44.50%
Heidi Edwards	279	47.21%
Write-in	0	0.00%
Total	591	100.00%

THPRD, Director, Position 5 (Vote for 1)		
792 ballots (0 over voted ballots, 0 overvotes, 199 blank voted), 3898 registered voters, turnout 20.32%		
Tya Ping	331	55.82%
Ali Kavarianian	221	37.27%
Bhaskar Aluru	41	6.91%
Write-in	0	0.00%
Total	593	100.00%

Measure 34-286 Tualatin Valley Fire and Rescue District (Vote for 1)		
792 ballots (0 over voted ballots, 0 overvotes, 32 blank voted), 3898 registered voters, turnout 20.32%		
Yes	677	89.08%
No	83	10.92%
Total	760	100.00%



Statement of Votes Cast by Precinct
 Washington County, May 21, 2019 Special District
 All Precincts, All Districts, All ScanStations, All Contests, All Boxes
 Official Election Results

Total Ballots Cast: 71319, Registered Voters: 360972, Overall Turnout: 19.76%

Choice	Votes	Vote %
Precinct 351		

Beaverton School District 48J, Director, Zone 3 (Vote for 1)

413 ballots (0 over voted ballots, 0 overvotes, 146 blank voted), 3506 registered voters, turnout 11.78%

Eric Simpson	265	99.25%
Write-in	2	0.75%
Total	267	100.00%

Beaverton School District 48J, Director, Zone 6 (Vote for 1)

413 ballots (0 over voted ballots, 0 overvotes, 150 blank voted), 3506 registered voters, turnout 11.78%

Becky Tymchuk	261	99.24%
Write-in	2	0.76%
Total	263	100.00%

Beaverton School District 48J, Director, Zone 7 (Vote for 1)

413 ballots (0 over voted ballots, 0 overvotes, 151 blank voted), 3506 registered voters, turnout 11.78%

Tom Colett	261	99.62%
Write-in	1	0.38%
Total	262	100.00%

Tualatin Valley Fire and Rescue District, Dir, Position 4 (Vote for 1)

413 ballots (0 over voted ballots, 0 overvotes, 84 blank voted), 3506 registered voters, turnout 11.78%

Robert A Satterwhite	161	48.94%
Randy Lauer	165	50.15%
Write-in	3	0.91%
Total	329	100.00%

Tualatin Valley Fire and Rescue District, Dir, Position 5 (Vote for 1)

413 ballots (0 over voted ballots, 0 overvotes, 85 blank voted), 3506 registered voters, turnout 11.78%

Justin Dillingham	168	51.22%
Brian Clopton	100	30.49%
Jason Hitzert	13	3.96%
Kevin Van Dyke	46	14.02%
Write-in	1	0.30%
Total	328	100.00%

Tualatin Valley Water District, Commissioner, Position 4 (Vote for 1)

413 ballots (0 over voted ballots, 0 overvotes, 140 blank voted), 3506 registered voters, turnout 11.78%

Todd Sanders	271	99.27%
Write-in	2	0.73%
Total	273	100.00%

Tualatin Valley Water District, Commissioner, Position 5 (Vote for 1)

413 ballots (0 over voted ballots, 0 overvotes, 140 blank voted), 3506 registered voters, turnout 11.78%

Jim Doane	272	99.63%
Write-in	1	0.37%
Total	273	100.00%

THPRD, Director, Position 2 (Vote for 1)

413 ballots (0 over voted ballots, 0 overvotes, 77 blank voted), 3506 registered voters, turnout 11.78%

Wendy Kroger	209	62.20%
Amber WilsonValdivia	125	37.20%
Write-in	2	0.60%
Total	336	100.00%

THPRD, Director, Position 3 (Vote for 1)

413 ballots (0 over voted ballots, 0 overvotes, 78 blank voted), 3506 registered voters, turnout 11.78%

Hartmeier-Prigg	190	56.72%
Bill Kanable	144	42.99%
Write-in	1	0.30%



Statement of Votes Cast by Precinct
 Washington County, May 21, 2019 Special District
 All Precincts, All Districts, All ScanStations, All Contests, All Boxes
 Official Election Results

Total Ballots Cast: 71319, Registered Voters: 360972, Overall Turnout: 19.76%

Choice	Votes	Vote %
Total	335	100.00%

THPRD, Director, Position 4 (Vote for 1)

413 ballots (0 over voted ballots, 0 overvotes, 71 blank voted), 3506 registered voters, turnout 11.78%

Mahesh Udata	32	9.36%
John Griffiths	135	39.47%
Heidi Edwards	172	50.29%
Write-in	3	0.88%
Total	342	100.00%

THPRD, Director, Position 5 (Vote for 1)

413 ballots (0 over voted ballots, 0 overvotes, 82 blank voted), 3506 registered voters, turnout 11.78%

Tya Ping	189	57.10%
Ali Kavianian	121	36.56%
Bhaskar Aluru	17	5.14%
Write-in	4	1.21%
Total	331	100.00%

Measure 34-286 Tualatin Valley Fire and Rescue District (Vote for 1)

413 ballots (0 over voted ballots, 0 overvotes, 20 blank voted), 3506 registered voters, turnout 11.78%

Yes	306	77.86%
No	87	22.14%
Total	393	100.00%

Precinct 352

Beaverton School District 48J, Director, Zone 3 (Vote for 1)

98 ballots (0 over voted ballots, 0 overvotes, 24 blank voted), 1230 registered voters, turnout 7.97%

Eric Simpson	73	98.65%
Write-in	1	1.35%
Total	74	100.00%

Beaverton School District 48J, Director, Zone 6 (Vote for 1)

98 ballots (0 over voted ballots, 0 overvotes, 25 blank voted), 1230 registered voters, turnout 7.97%

Becky Tymchuk	72	98.63%
Write-in	1	1.37%
Total	73	100.00%

Beaverton School District 48J, Director, Zone 7 (Vote for 1)

98 ballots (0 over voted ballots, 0 overvotes, 24 blank voted), 1230 registered voters, turnout 7.97%

Tom Colett	73	98.65%
Write-in	1	1.35%
Total	74	100.00%

Tualatin Valley Fire and Rescue District, Dir, Position 4 (Vote for 1)

98 ballots (0 over voted ballots, 0 overvotes, 18 blank voted), 1230 registered voters, turnout 7.97%

Robert A Satterwhite	43	53.75%
Randy Lauer	36	45.00%
Write-in	1	1.25%
Total	80	100.00%

Tualatin Valley Fire and Rescue District, Dir, Position 5 (Vote for 1)

98 ballots (0 over voted ballots, 0 overvotes, 19 blank voted), 1230 registered voters, turnout 7.97%

Justin Dillingham	38	48.10%
Brian Clopton	21	26.58%
Jason Hitzert	6	7.59%
Kevin Van Dyke	11	13.92%
Write-in	3	3.80%
Total	79	100.00%



Statement of Votes Cast by Precinct
 Washington County, May 21, 2019 Special District
 All Precincts, All Districts, All ScanStations, All Contests, All Boxes
 Official Election Results

Total Ballots Cast: 71319, Registered Voters: 360972, Overall Turnout: 19.76%

Choice	Votes	Vote %
THPRD, Director, Position 2 (Vote for 1)		
98 ballots (0 over voted ballots, 0 overvotes, 14 blank voted), 1230 registered voters, turnout 7.97%		
Wendy Kroger	51	60.71%
Amber WilsonValdivia	31	36.90%
Write-in	2	2.38%
Total	84	100.00%

THPRD, Director, Position 3 (Vote for 1)		
98 ballots (0 over voted ballots, 0 overvotes, 13 blank voted), 1230 registered voters, turnout 7.97%		
Hartmeier-Prigg	52	61.18%
Bill Kanable	32	37.65%
Write-in	1	1.18%
Total	85	100.00%

THPRD, Director, Position 4 (Vote for 1)		
98 ballots (0 over voted ballots, 0 overvotes, 14 blank voted), 1230 registered voters, turnout 7.97%		
Mahesh Udata	16	19.05%
John Griffiths	29	34.52%
Heidi Edwards	38	45.24%
Write-in	1	1.19%
Total	84	100.00%

THPRD, Director, Position 5 (Vote for 1)		
98 ballots (0 over voted ballots, 0 overvotes, 14 blank voted), 1230 registered voters, turnout 7.97%		
Tya Ping	39	46.43%
Ali Kavianian	33	39.29%
Bhaskar Aluru	11	13.10%
Write-in	1	1.19%
Total	84	100.00%

Measure 34-286 Tualatin Valley Fire and Rescue District (Vote for 1)		
98 ballots (0 over voted ballots, 0 overvotes, 3 blank voted), 1230 registered voters, turnout 7.97%		
Yes	81	85.26%
No	14	14.74%
Total	95	100.00%

Precinct 353

Beaverton School District 48J, Director, Zone 3 (Vote for 1)		
533 ballots (0 over voted ballots, 0 overvotes, 160 blank voted), 2440 registered voters, turnout 21.84%		
Eric Simpson	365	97.86%
Write-in	8	2.14%
Total	373	100.00%

Beaverton School District 48J, Director, Zone 6 (Vote for 1)		
533 ballots (0 over voted ballots, 0 overvotes, 166 blank voted), 2440 registered voters, turnout 21.84%		
Becky Tymchuk	356	97.00%
Write-in	11	3.00%
Total	367	100.00%

Beaverton School District 48J, Director, Zone 7 (Vote for 1)		
533 ballots (0 over voted ballots, 0 overvotes, 165 blank voted), 2440 registered voters, turnout 21.84%		
Tom Colett	361	98.10%
Write-in	7	1.90%
Total	368	100.00%

Tualatin Valley Fire and Rescue District, Dir, Position 4 (Vote for 1)		
533 ballots (0 over voted ballots, 0 overvotes, 118 blank voted), 2440 registered voters, turnout 21.84%		
Robert A Satterwhite	178	42.89%
Randy Lauer	235	56.63%



Statement of Votes Cast by Precinct
 Washington County, May 21, 2019 Special District
 All Precincts, All Districts, All ScanStations, All Contests, All Boxes
 Official Election Results

Total Ballots Cast: 71319, Registered Voters: 360972, Overall Turnout: 19.76%

Choice	Votes	Vote %
Write-in	2	0.48%
Total	415	100.00%

Tualatin Valley Fire and Rescue District, Dir, Position 5 (Vote for 1)

533 ballots (1 over voted ballots, 1 overvotes, 130 blank voted), 2440 registered voters, turnout 21.84%

Justin Dillingham	208	51.74%
Brian Clopton	146	36.32%
Jason Hitzert	17	4.23%
Kevin Van Dyke	28	6.97%
Write-in	3	0.75%
Total	402	100.00%

Tualatin Valley Water District, Commissioner, Position 4 (Vote for 1)

253 ballots (0 over voted ballots, 0 overvotes, 79 blank voted), 870 registered voters, turnout 29.08%

Todd Sanders	172	98.85%
Write-in	2	1.15%
Total	174	100.00%

Tualatin Valley Water District, Commissioner, Position 5 (Vote for 1)

253 ballots (0 over voted ballots, 0 overvotes, 81 blank voted), 870 registered voters, turnout 29.08%

Jim Doane	168	97.67%
Write-in	4	2.33%
Total	172	100.00%

West Slope Water District, Commissioner, Position 1 (Vote for 1)

280 ballots (0 over voted ballots, 0 overvotes, 65 blank voted), 1570 registered voters, turnout 17.83%

Paul J Schuler	53	24.65%
Andrew C Smith	158	73.49%
Write-in	4	1.86%
Total	215	100.00%

West Slope Water District, Commissioner, Position 2 (Vote for 1)

280 ballots (0 over voted ballots, 0 overvotes, 99 blank voted), 1570 registered voters, turnout 17.83%

Carol M Wild	174	96.13%
Write-in	7	3.87%
Total	181	100.00%

THPRD, Director, Position 2 (Vote for 1)

533 ballots (0 over voted ballots, 0 overvotes, 100 blank voted), 2440 registered voters, turnout 21.84%

Wendy Kroger	295	68.13%
Amber WilsonValdivia	135	31.18%
Write-in	3	0.69%
Total	433	100.00%

THPRD, Director, Position 3 (Vote for 1)

533 ballots (0 over voted ballots, 0 overvotes, 102 blank voted), 2440 registered voters, turnout 21.84%

Hartmeier-Prigg	304	70.53%
Bill Kanable	124	28.77%
Write-in	3	0.70%
Total	431	100.00%

THPRD, Director, Position 4 (Vote for 1)

533 ballots (0 over voted ballots, 0 overvotes, 101 blank voted), 2440 registered voters, turnout 21.84%

Mahesh Udata	30	6.94%
John Griffiths	182	42.13%
Heidi Edwards	217	50.23%
Write-in	3	0.69%
Total	432	100.00%



Statement of Votes Cast by Precinct
 Washington County, May 21, 2019 Special District
 All Precincts, All Districts, All ScanStations, All Contests, All Boxes
 Official Election Results

Page: 61 of 185
 2019-06-06
 15:41:55

Total Ballots Cast: 71319, Registered Voters: 360972, Overall Turnout: 19.76%

Choice	Votes	Vote %
THPRD, Director, Position 5 (Vote for 1)		
533 ballots (0 over voted ballots, 0 overvotes, 100 blank voted), 2440 registered voters, turnout 21.84%		
Tya Ping	253	58.43%
Ali Kavianian	153	35.33%
Bhaskar Aluru	22	5.08%
Write-in	5	1.15%
Total	433	100.00%

Measure 34-286 Tualatin Valley Fire and Rescue District (Vote for 1)		
533 ballots (0 over voted ballots, 0 overvotes, 17 blank voted), 2440 registered voters, turnout 21.84%		
Yes	449	87.02%
No	67	12.98%
Total	516	100.00%

Precinct 354

Beaverton School District 48J, Director, Zone 3 (Vote for 1)		
1094 ballots (0 over voted ballots, 0 overvotes, 394 blank voted), 4413 registered voters, turnout 24.79%		
Eric Simpson	679	97.00%
Write-in	21	3.00%
Total	700	100.00%

Beaverton School District 48J, Director, Zone 6 (Vote for 1)		
1094 ballots (0 over voted ballots, 0 overvotes, 397 blank voted), 4413 registered voters, turnout 24.79%		
Becky Tymchuk	674	96.70%
Write-in	23	3.30%
Total	697	100.00%

Beaverton School District 48J, Director, Zone 7 (Vote for 1)		
1094 ballots (0 over voted ballots, 0 overvotes, 400 blank voted), 4413 registered voters, turnout 24.79%		
Tom Colett	669	96.40%
Write-in	25	3.60%
Total	694	100.00%

Tualatin Valley Fire and Rescue District, Dir, Position 4 (Vote for 1)		
1094 ballots (0 over voted ballots, 0 overvotes, 248 blank voted), 4413 registered voters, turnout 24.79%		
Robert A Satterwhite	363	42.91%
Randy Lauer	476	56.26%
Write-in	7	0.83%
Total	846	100.00%

Tualatin Valley Fire and Rescue District, Dir, Position 5 (Vote for 1)		
1094 ballots (1 over voted ballots, 1 overvotes, 243 blank voted), 4413 registered voters, turnout 24.79%		
Justin Dillingham	397	46.71%
Brian Clopton	303	35.65%
Jason Hitzert	50	5.88%
Kevin Van Dyke	93	10.94%
Write-in	7	0.82%
Total	850	100.00%

THPRD, Director, Position 2 (Vote for 1)		
1094 ballots (0 over voted ballots, 0 overvotes, 238 blank voted), 4413 registered voters, turnout 24.79%		
Wendy Kroger	595	69.51%
Amber WilsonValdivia	255	29.79%
Write-in	6	0.70%
Total	856	100.00%

THPRD, Director, Position 3 (Vote for 1)		
1094 ballots (0 over voted ballots, 0 overvotes, 234 blank voted), 4413 registered voters, turnout 24.79%		
Hartmeier-Prigg	554	64.42%



Statement of Votes Cast by Precinct
 Washington County, May 21, 2019 Special District
 All Precincts, All Districts, All ScanStations, All Contests, All Boxes
 Official Election Results

Page: 62 of 185
 2019-06-06
 15:41:55

Total Ballots Cast: 71319, Registered Voters: 360972, Overall Turnout: 19.76%

Choice	Votes	Vote %
Bill Kanable	300	34.88%
Write-in	6	0.70%
Total	860	100.00%

THPRD, Director, Position 4 (Vote for 1)

1094 ballots (0 over voted ballots, 0 overvotes, 230 blank voted), 4413 registered voters, turnout 24.79%

Mahesh Udata	58	6.71%
John Griffiths	388	44.91%
Heidi Edwards	415	48.03%
Write-in	3	0.35%
Total	864	100.00%

THPRD, Director, Position 5 (Vote for 1)

1094 ballots (0 over voted ballots, 0 overvotes, 232 blank voted), 4413 registered voters, turnout 24.79%

Tya Ping	432	50.12%
Ali Kavianian	378	43.85%
Bhaskar Aluru	45	5.22%
Write-in	7	0.81%
Total	862	100.00%

Measure 34-286 Tualatin Valley Fire and Rescue District (Vote for 1)

1094 ballots (0 over voted ballots, 0 overvotes, 19 blank voted), 4413 registered voters, turnout 24.79%

Yes	831	77.30%
No	244	22.70%
Total	1075	100.00%

Precinct 355

Beaverton School District 48J, Director, Zone 3 (Vote for 1)

707 ballots (1 over voted ballots, 1 overvotes, 241 blank voted), 3791 registered voters, turnout 18.65%

Eric Simpson	463	99.57%
Write-in	2	0.43%
Total	465	100.00%

Beaverton School District 48J, Director, Zone 6 (Vote for 1)

707 ballots (0 over voted ballots, 0 overvotes, 237 blank voted), 3791 registered voters, turnout 18.65%

Becky Tymchuk	461	98.09%
Write-in	9	1.91%
Total	470	100.00%

Beaverton School District 48J, Director, Zone 7 (Vote for 1)

707 ballots (0 over voted ballots, 0 overvotes, 239 blank voted), 3791 registered voters, turnout 18.65%

Tom Colett	464	99.15%
Write-in	4	0.85%
Total	468	100.00%

Tualatin Valley Fire and Rescue District, Dir, Position 4 (Vote for 1)

707 ballots (0 over voted ballots, 0 overvotes, 164 blank voted), 3791 registered voters, turnout 18.65%

Robert A Sattenwhite	240	44.20%
Randy Lauer	303	55.80%
Write-in	0	0.00%
Total	543	100.00%

Tualatin Valley Fire and Rescue District, Dir, Position 5 (Vote for 1)

707 ballots (1 over voted ballots, 1 overvotes, 167 blank voted), 3791 registered voters, turnout 18.65%

Justin Dillingham	253	46.94%
Brian Clopton	190	35.25%
Jason Hitzert	25	4.64%
Kevin Van Dyke	69	12.80%
Write-in	2	0.37%



Statement of Votes Cast by Precinct
 Washington County, May 21, 2019 Special District
 All Precincts, All Districts, All ScanStations, All Contests, All Boxes
 Official Election Results

Page: 63 of 185
 2019-06-06
 15:41:55

Total Ballots Cast: 71319, Registered Voters: 360972, Overall Turnout: 19.76%

Choice	Votes	Vote %
Total	539	100.00%

Tualatin Valley Water District, Commissioner, Position 4 (Vote for 1)

707 ballots (0 over voted ballots, 0 overvotes, 234 blank voted), 3791 registered voters, turnout 18.65%

Todd Sanders	467	98.73%
Write-in	6	1.27%
Total	473	100.00%

Tualatin Valley Water District, Commissioner, Position 5 (Vote for 1)

707 ballots (0 over voted ballots, 0 overvotes, 236 blank voted), 3791 registered voters, turnout 18.65%

Jim Doane	468	99.36%
Write-in	3	0.64%
Total	471	100.00%

THPRD, Director, Position 2 (Vote for 1)

707 ballots (0 over voted ballots, 0 overvotes, 160 blank voted), 3791 registered voters, turnout 18.65%

Wendy Kroger	374	68.37%
Amber WilsonValdivia	168	30.71%
Write-in	5	0.91%
Total	547	100.00%

THPRD, Director, Position 3 (Vote for 1)

707 ballots (0 over voted ballots, 0 overvotes, 150 blank voted), 3791 registered voters, turnout 18.65%

Hartmeier-Prigg	364	65.35%
Bill Kanable	192	34.47%
Write-in	1	0.18%
Total	557	100.00%

THPRD, Director, Position 4 (Vote for 1)

707 ballots (0 over voted ballots, 0 overvotes, 149 blank voted), 3791 registered voters, turnout 18.65%

Mahesh Udata	39	6.99%
John Griffiths	249	44.62%
Heidi Edwards	269	48.21%
Write-in	1	0.18%
Total	558	100.00%

THPRD, Director, Position 5 (Vote for 1)

707 ballots (0 over voted ballots, 0 overvotes, 148 blank voted), 3791 registered voters, turnout 18.65%

Tya Ping	286	51.16%
Ali Kavianian	236	42.22%
Bhaskar Aluru	33	5.90%
Write-in	4	0.72%
Total	559	100.00%

Measure 34-286 Tualatin Valley Fire and Rescue District (Vote for 1)

707 ballots (0 over voted ballots, 0 overvotes, 24 blank voted), 3791 registered voters, turnout 18.65%

Yes	567	83.02%
No	116	16.98%
Total	683	100.00%

Precinct 356

Beaverton School District 48J, Director, Zone 3 (Vote for 1)

143 ballots (0 over voted ballots, 0 overvotes, 49 blank voted), 1197 registered voters, turnout 11.95%

Eric Simpson	93	98.94%
Write-in	1	1.06%
Total	94	100.00%



Statement of Votes Cast by Precinct
 Washington County, May 21, 2019 Special District
 All Precincts, All Districts, All ScanStations, All Contests, All Boxes
 Official Election Results

Total Ballots Cast: 71319, Registered Voters: 360972, Overall Turnout: 19.76%

Choice	Votes	Vote %
Beaverton School District 48J, Director, Zone 6 (Vote for 1)		
143 ballots (0 over voted ballots, 0 overvotes, 51 blank voted), 1197 registered voters, turnout 11.95%		
Becky Tymchuk	90	97.83%
Write-in	2	2.17%
Total	92	100.00%

Beaverton School District 48J, Director, Zone 7 (Vote for 1)		
143 ballots (0 over voted ballots, 0 overvotes, 52 blank voted), 1197 registered voters, turnout 11.95%		
Tom Colett	90	98.90%
Write-in	1	1.10%
Total	91	100.00%

Hillsboro School District 1J, Director, Position 4 (Vote for 1)		
195 ballots (0 over voted ballots, 0 overvotes, 25 blank voted), 1100 registered voters, turnout 17.73%		
See Eun Kim	97	57.06%
Bart Rask	72	42.35%
Write-in	1	0.59%
Total	170	100.00%

Hillsboro School District 1J, Director, Position 5 (Vote for 1)		
195 ballots (0 over voted ballots, 0 overvotes, 57 blank voted), 1100 registered voters, turnout 17.73%		
Lisa Allen	137	99.28%
Write-in	1	0.72%
Total	138	100.00%

Hillsboro School District 1J, Director, Position 7 (Vote for 1)		
195 ballots (0 over voted ballots, 0 overvotes, 59 blank voted), 1100 registered voters, turnout 17.73%		
Yadira Martinez	136	100.00%
Write-in	0	0.00%
Total	136	100.00%

Tualatin Valley Fire and Rescue District, Dir, Position 4 (Vote for 1)		
338 ballots (0 over voted ballots, 0 overvotes, 68 blank voted), 2297 registered voters, turnout 14.71%		
Robert A Satterwhite	102	37.78%
Randy Lauer	165	61.11%
Write-in	3	1.11%
Total	270	100.00%

Tualatin Valley Fire and Rescue District, Dir, Position 5 (Vote for 1)		
338 ballots (0 over voted ballots, 0 overvotes, 78 blank voted), 2297 registered voters, turnout 14.71%		
Justin Dillingham	121	46.54%
Brian Clopton	77	29.62%
Jason Hitzert	4	1.54%
Kevin Van Dyke	56	21.54%
Write-in	2	0.77%
Total	260	100.00%

Tualatin Valley Water District, Commissioner, Position 4 (Vote for 1)		
338 ballots (0 over voted ballots, 0 overvotes, 110 blank voted), 2297 registered voters, turnout 14.71%		
Todd Sanders	225	98.68%
Write-in	3	1.32%
Total	228	100.00%

Tualatin Valley Water District, Commissioner, Position 5 (Vote for 1)		
338 ballots (0 over voted ballots, 0 overvotes, 112 blank voted), 2297 registered voters, turnout 14.71%		
Jim Doane	223	98.67%
Write-in	3	1.33%
Total	226	100.00%



Statement of Votes Cast by Precinct
 Washington County, May 21, 2019 Special District
 All Precincts, All Districts, All ScanStations, All Contests, All Boxes
 Official Election Results

Page: 65 of 185
 2019-06-06
 15:41:55

Total Ballots Cast: 71319, Registered Voters: 360972, Overall Turnout: 19.76%

Choice	Votes	Vote %
THPRD, Director, Position 2 (Vote for 1)		
143 ballots (0 over voted ballots, 0 overvotes, 34 blank voted), 1197 registered voters, turnout 11.95%		
Wendy Kroger	83	76.15%
Amber WilsonValdivia	25	22.94%
Write-in	1	0.92%
Total	109	100.00%

THPRD, Director, Position 3 (Vote for 1)		
143 ballots (0 over voted ballots, 0 overvotes, 36 blank voted), 1197 registered voters, turnout 11.95%		
Hartmeier-Prigg	58	54.21%
Bill Kanable	48	44.86%
Write-in	1	0.93%
Total	107	100.00%

THPRD, Director, Position 4 (Vote for 1)		
143 ballots (0 over voted ballots, 0 overvotes, 33 blank voted), 1197 registered voters, turnout 11.95%		
Mahesh Udata	7	6.36%
John Griffiths	46	41.82%
Heidi Edwards	56	50.91%
Write-in	1	0.91%
Total	110	100.00%

THPRD, Director, Position 5 (Vote for 1)		
143 ballots (0 over voted ballots, 0 overvotes, 34 blank voted), 1197 registered voters, turnout 11.95%		
Tya Ping	49	44.95%
Ali Kavianian	49	44.95%
Bhaskar Aluru	10	9.17%
Write-in	1	0.92%
Total	109	100.00%

Measure 34-286 Tualatin Valley Fire and Rescue District (Vote for 1)		
338 ballots (0 over voted ballots, 0 overvotes, 14 blank voted), 2297 registered voters, turnout 14.71%		
Yes	269	83.02%
No	55	16.98%
Total	324	100.00%

Precinct 357

Beaverton School District 48J, Director, Zone 3 (Vote for 1)		
312 ballots (0 over voted ballots, 0 overvotes, 104 blank voted), 1837 registered voters, turnout 16.98%		
Eric Simpson	207	99.52%
Write-in	1	0.48%
Total	208	100.00%

Beaverton School District 48J, Director, Zone 6 (Vote for 1)		
312 ballots (0 over voted ballots, 0 overvotes, 105 blank voted), 1837 registered voters, turnout 16.98%		
Becky Tymchuk	207	100.00%
Write-in	0	0.00%
Total	207	100.00%

Beaverton School District 48J, Director, Zone 7 (Vote for 1)		
312 ballots (0 over voted ballots, 0 overvotes, 104 blank voted), 1837 registered voters, turnout 16.98%		
Tom Colett	208	100.00%
Write-in	0	0.00%
Total	208	100.00%

Tualatin Valley Fire and Rescue District, Dir, Position 4 (Vote for 1)		
312 ballots (0 over voted ballots, 0 overvotes, 58 blank voted), 1837 registered voters, turnout 16.98%		
Robert A Satterwhite	109	42.91%
Randy Lauer	145	57.09%



Statement of Votes Cast by Precinct
 Washington County, May 21, 2019 Special District
 All Precincts, All Districts, All ScanStations, All Contests, All Boxes
 Official Election Results

Page: 66 of 185
 2019-06-06
 15:41:55

Total Ballots Cast: 71319, Registered Voters: 360972, Overall Turnout: 19.76%

Choice	Votes	Vote %
Write-in	0	0.00%
Total	254	100.00%

Tualatin Valley Fire and Rescue District, Dir, Position 5 (Vote for 1)

312 ballots (0 over voted ballots, 0 overvotes, 61 blank voted), 1837 registered voters, turnout 16.98%

Justin Dillingham	102	40.64%
Brian Clopton	103	41.04%
Jason Hitzert	9	3.59%
Kevin Van Dyke	37	14.74%
Write-in	0	0.00%
Total	251	100.00%

Tualatin Valley Water District, Commissioner, Position 4 (Vote for 1)

312 ballots (0 over voted ballots, 0 overvotes, 109 blank voted), 1837 registered voters, turnout 16.98%

Todd Sanders	203	100.00%
Write-in	0	0.00%
Total	203	100.00%

Tualatin Valley Water District, Commissioner, Position 5 (Vote for 1)

312 ballots (0 over voted ballots, 0 overvotes, 109 blank voted), 1837 registered voters, turnout 16.98%

Jim Doane	202	99.51%
Write-in	1	0.49%
Total	203	100.00%

THPRD, Director, Position 2 (Vote for 1)

312 ballots (0 over voted ballots, 0 overvotes, 50 blank voted), 1837 registered voters, turnout 16.98%

Wendy Kroger	184	70.23%
Amber WilsonValdivia	78	29.77%
Write-in	0	0.00%
Total	262	100.00%

THPRD, Director, Position 3 (Vote for 1)

312 ballots (0 over voted ballots, 0 overvotes, 51 blank voted), 1837 registered voters, turnout 16.98%

Hartmeier-Prigg	160	61.30%
Bill Kanable	101	38.70%
Write-in	0	0.00%
Total	261	100.00%

THPRD, Director, Position 4 (Vote for 1)

312 ballots (0 over voted ballots, 0 overvotes, 54 blank voted), 1837 registered voters, turnout 16.98%

Mahesh Udata	13	5.04%
John Griffiths	136	52.71%
Heidi Edwards	109	42.25%
Write-in	0	0.00%
Total	258	100.00%

THPRD, Director, Position 5 (Vote for 1)

312 ballots (0 over voted ballots, 0 overvotes, 51 blank voted), 1837 registered voters, turnout 16.98%

Tya Ping	136	52.11%
Ali Kavianian	110	42.15%
Bhaskar Aluru	15	5.75%
Write-in	0	0.00%
Total	261	100.00%

Measure 34-286 Tualatin Valley Fire and Rescue District (Vote for 1)

312 ballots (0 over voted ballots, 0 overvotes, 10 blank voted), 1837 registered voters, turnout 16.98%

Yes	244	80.79%
No	58	19.21%
Total	302	100.00%

