

Statement of Votes Cast by Precinct
 Washington County, May 21, 2019 Special District
 All Precincts, All Districts, All ScanStations, All Contests, All Boxes
 Official Election Results

Total Ballots Cast: 71319, Registered Voters: 360972, Overall Turnout: 19.76%

Choice	Votes	Vote %
--------	-------	--------

Precinct 358

Beaverton School District 48J, Director, Zone 3 (Vote for 1)

666 ballots (0 over voted ballots, 0 overvotes, 224 blank voted), 3264 registered voters, turnout 20.40%

Eric Simpson	436	98.64%
Write-in	6	1.36%
Total	442	100.00%

Beaverton School District 48J, Director, Zone 6 (Vote for 1)

666 ballots (0 over voted ballots, 0 overvotes, 221 blank voted), 3264 registered voters, turnout 20.40%

Becky Tymchuk	437	98.20%
Write-in	8	1.80%
Total	445	100.00%

Beaverton School District 48J, Director, Zone 7 (Vote for 1)

666 ballots (0 over voted ballots, 0 overvotes, 231 blank voted), 3264 registered voters, turnout 20.40%

Tom Colett	430	98.85%
Write-in	5	1.15%
Total	435	100.00%

Tualatin Valley Fire and Rescue District, Dir, Position 4 (Vote for 1)

666 ballots (0 over voted ballots, 0 overvotes, 159 blank voted), 3264 registered voters, turnout 20.40%

Robert A Satterwhite	220	43.39%
Randy Lauer	284	56.02%
Write-in	3	0.59%
Total	507	100.00%

Tualatin Valley Fire and Rescue District, Dir, Position 5 (Vote for 1)

666 ballots (0 over voted ballots, 0 overvotes, 153 blank voted), 3264 registered voters, turnout 20.40%

Justin Dillingham	226	44.05%
Brian Clopton	200	38.99%
Jason Hitzert	28	5.46%
Kevin Van Dyke	56	10.92%
Write-in	3	0.58%
Total	513	100.00%

THPRD, Director, Position 2 (Vote for 1)

666 ballots (0 over voted ballots, 0 overvotes, 129 blank voted), 3264 registered voters, turnout 20.40%

Wendy Kroger	429	79.89%
Amber WilsonValdivia	104	19.37%
Write-in	4	0.74%
Total	537	100.00%

THPRD, Director, Position 3 (Vote for 1)

666 ballots (0 over voted ballots, 0 overvotes, 142 blank voted), 3264 registered voters, turnout 20.40%

Hartmeier-Prigg	314	59.92%
Bill Kanable	205	39.12%
Write-in	5	0.95%
Total	524	100.00%

THPRD, Director, Position 4 (Vote for 1)

666 ballots (0 over voted ballots, 0 overvotes, 126 blank voted), 3264 registered voters, turnout 20.40%

Mahesh Udata	65	12.04%
John Griffiths	240	44.44%
Heidi Edwards	232	42.96%
Write-in	3	0.56%
Total	540	100.00%



Statement of Votes Cast by Precinct
 Washington County, May 21, 2019 Special District
 All Precincts, All Districts, All ScanStations, All Contests, All Boxes
 Official Election Results

Total Ballots Cast: 71319, Registered Voters: 360972, Overall Turnout: 19.76%

Choice	Votes	Vote %
THPRD, Director, Position 5 (Vote for 1)		
666 ballots (0 over voted ballots, 0 overvotes, 141 blank voted), 3264 registered voters, turnout 20.40%		
Tya Ping	254	48.38%
Ali Kavianian	216	41.14%
Bhaskar Aluru	52	9.90%
Write-in	3	0.57%
Total	525	100.00%

Measure 34-286 Tualatin Valley Fire and Rescue District (Vote for 1)		
666 ballots (0 over voted ballots, 0 overvotes, 24 blank voted), 3264 registered voters, turnout 20.40%		
Yes	504	78.50%
No	138	21.50%
Total	642	100.00%

Precinct 359

Beaverton School District 48J, Director, Zone 3 (Vote for 1)		
500 ballots (0 over voted ballots, 0 overvotes, 162 blank voted), 3068 registered voters, turnout 16.30%		
Eric Simpson	336	99.41%
Write-in	2	0.59%
Total	338	100.00%

Beaverton School District 48J, Director, Zone 6 (Vote for 1)		
500 ballots (0 over voted ballots, 0 overvotes, 162 blank voted), 3068 registered voters, turnout 16.30%		
Becky Tymchuk	331	97.93%
Write-in	7	2.07%
Total	338	100.00%

Beaverton School District 48J, Director, Zone 7 (Vote for 1)		
500 ballots (0 over voted ballots, 0 overvotes, 163 blank voted), 3068 registered voters, turnout 16.30%		
Tom Colett	332	98.52%
Write-in	5	1.48%
Total	337	100.00%

Tualatin Valley Fire and Rescue District, Dir, Position 4 (Vote for 1)		
500 ballots (0 over voted ballots, 0 overvotes, 112 blank voted), 3068 registered voters, turnout 16.30%		
Robert A Satterwhite	158	40.72%
Randy Lauer	229	59.02%
Write-in	1	0.26%
Total	388	100.00%

Tualatin Valley Fire and Rescue District, Dir, Position 5 (Vote for 1)		
500 ballots (0 over voted ballots, 0 overvotes, 117 blank voted), 3068 registered voters, turnout 16.30%		
Justin Dillingham	180	47.00%
Brian Clopton	146	38.12%
Jason Hitzert	11	2.87%
Kevin Van Dyke	45	11.75%
Write-in	1	0.26%
Total	383	100.00%

THPRD, Director, Position 2 (Vote for 1)		
500 ballots (0 over voted ballots, 0 overvotes, 116 blank voted), 3068 registered voters, turnout 16.30%		
Wendy Kroger	254	66.15%
Amber WilsonValdivia	127	33.07%
Write-in	3	0.78%
Total	384	100.00%

THPRD, Director, Position 3 (Vote for 1)		
500 ballots (0 over voted ballots, 0 overvotes, 101 blank voted), 3068 registered voters, turnout 16.30%		
Hartmeier-Prigg	260	65.16%



Statement of Votes Cast by Precinct
 Washington County, May 21, 2019 Special District
 All Precincts, All Districts, All ScanStations, All Contests, All Boxes
 Official Election Results

Total Ballots Cast: 71319, Registered Voters: 360972, Overall Turnout: 19.76%

Choice	Votes	Vote %
Bill Kanable	137	34.34%
Write-in	2	0.50%
Total	399	100.00%

THPRD, Director, Position 4 (Vote for 1)

500 ballots (0 over voted ballots, 0 overvotes, 99 blank voted), 3068 registered voters, turnout 16.30%

Mahesh Udata	47	11.72%
John Griffiths	155	38.65%
Heidi Edwards	197	49.13%
Write-in	2	0.50%
Total	401	100.00%

THPRD, Director, Position 5 (Vote for 1)

500 ballots (0 over voted ballots, 0 overvotes, 102 blank voted), 3068 registered voters, turnout 16.30%

Tya Ping	210	52.76%
Ali Kavianian	149	37.44%
Bhaskar Aluru	37	9.30%
Write-in	2	0.50%
Total	398	100.00%

Measure 34-286 Tualatin Valley Fire and Rescue District (Vote for 1)

500 ballots (0 over voted ballots, 0 overvotes, 7 blank voted), 3068 registered voters, turnout 16.30%

Yes	407	82.56%
No	86	17.44%
Total	493	100.00%

Precinct 360

Beaverton School District 48J, Director, Zone 3 (Vote for 1)

536 ballots (0 over voted ballots, 0 overvotes, 168 blank voted), 3805 registered voters, turnout 14.09%

Eric Simpson	361	98.10%
Write-in	7	1.90%
Total	368	100.00%

Beaverton School District 48J, Director, Zone 6 (Vote for 1)

536 ballots (0 over voted ballots, 0 overvotes, 174 blank voted), 3805 registered voters, turnout 14.09%

Becky Tymchuk	352	97.24%
Write-in	10	2.76%
Total	362	100.00%

Beaverton School District 48J, Director, Zone 7 (Vote for 1)

536 ballots (0 over voted ballots, 0 overvotes, 178 blank voted), 3805 registered voters, turnout 14.09%

Tom Colett	350	97.77%
Write-in	8	2.23%
Total	358	100.00%

Tualatin Valley Fire and Rescue District, Dir, Position 4 (Vote for 1)

536 ballots (0 over voted ballots, 0 overvotes, 116 blank voted), 3805 registered voters, turnout 14.09%

Robert A Satterwhite	167	39.76%
Randy Lauer	252	60.00%
Write-in	1	0.24%
Total	420	100.00%

Tualatin Valley Fire and Rescue District, Dir, Position 5 (Vote for 1)

536 ballots (0 over voted ballots, 0 overvotes, 112 blank voted), 3805 registered voters, turnout 14.09%

Justin Dillingham	213	50.24%
Brian Clopton	123	29.01%
Jason Hitzert	32	7.55%
Kevin Van Dyke	55	12.97%
Write-in	1	0.24%



Statement of Votes Cast by Precinct
 Washington County, May 21, 2019 Special District
 All Precincts, All Districts, All ScanStations, All Contests, All Boxes
 Official Election Results

Total Ballots Cast: 71319, Registered Voters: 360972, Overall Turnout: 19.76%

Choice	Votes	Vote %
Total	424	100.00%

Tualatin Valley Water District, Commissioner, Position 4 (Vote for 1)

536 ballots (1 over voted ballots, 1 overvotes, 172 blank voted), 3805 registered voters, turnout 14.09%

Todd Sanders	355	97.80%
Write-in	8	2.20%
Total	363	100.00%

Tualatin Valley Water District, Commissioner, Position 5 (Vote for 1)

536 ballots (0 over voted ballots, 0 overvotes, 172 blank voted), 3805 registered voters, turnout 14.09%

Jim Doane	359	98.63%
Write-in	5	1.37%
Total	364	100.00%

THPRD, Director, Position 2 (Vote for 1)

536 ballots (0 over voted ballots, 0 overvotes, 102 blank voted), 3805 registered voters, turnout 14.09%

Wendy Kroger	280	64.52%
Amber WilsonValdivia	153	35.25%
Write-in	1	0.23%
Total	434	100.00%

THPRD, Director, Position 3 (Vote for 1)

536 ballots (0 over voted ballots, 0 overvotes, 110 blank voted), 3805 registered voters, turnout 14.09%

Hartmeier-Prigg	292	68.54%
Bill Kanable	133	31.22%
Write-in	1	0.23%
Total	426	100.00%

THPRD, Director, Position 4 (Vote for 1)

536 ballots (0 over voted ballots, 0 overvotes, 101 blank voted), 3805 registered voters, turnout 14.09%

Mahesh Udata	39	8.97%
John Griffiths	170	39.08%
Heidi Edwards	224	51.49%
Write-in	2	0.46%
Total	435	100.00%

THPRD, Director, Position 5 (Vote for 1)

536 ballots (0 over voted ballots, 0 overvotes, 109 blank voted), 3805 registered voters, turnout 14.09%

Tya Ping	245	57.38%
Ali Kavianian	152	35.60%
Bhaskar Aluru	27	6.32%
Write-in	3	0.70%
Total	427	100.00%

Measure 34-286 Tualatin Valley Fire and Rescue District (Vote for 1)

536 ballots (0 over voted ballots, 0 overvotes, 18 blank voted), 3805 registered voters, turnout 14.09%

Yes	437	84.36%
No	81	15.64%
Total	518	100.00%

Precinct 361

Beaverton School District 48J, Director, Zone 3 (Vote for 1)

283 ballots (0 over voted ballots, 0 overvotes, 76 blank voted), 2468 registered voters, turnout 11.47%

Eric Simpson	202	97.58%
Write-in	5	2.42%
Total	207	100.00%



Statement of Votes Cast by Precinct
 Washington County, May 21, 2019 Special District
 All Precincts, All Districts, All ScanStations, All Contests, All Boxes
 Official Election Results

Total Ballots Cast: 71319, Registered Voters: 360972, Overall Turnout: 19.76%

Choice	Votes	Vote %
Beaverton School District 48J, Director, Zone 6 (Vote for 1)		
283 ballots (0 over voted ballots, 0 overvotes, 79 blank voted), 2468 registered voters, turnout 11.47%		
Becky Tymchuk	201	98.53%
Write-in	3	1.47%
Total	204	100.00%

Beaverton School District 48J, Director, Zone 7 (Vote for 1)		
283 ballots (0 over voted ballots, 0 overvotes, 81 blank voted), 2468 registered voters, turnout 11.47%		
Tom Colett	200	99.01%
Write-in	2	0.99%
Total	202	100.00%

Tualatin Valley Fire and Rescue District, Dir, Position 4 (Vote for 1)		
283 ballots (0 over voted ballots, 0 overvotes, 49 blank voted), 2468 registered voters, turnout 11.47%		
Robert A Satterwhite	128	54.70%
Randy Lauer	106	45.30%
Write-in	0	0.00%
Total	234	100.00%

Tualatin Valley Fire and Rescue District, Dir, Position 5 (Vote for 1)		
283 ballots (0 over voted ballots, 0 overvotes, 52 blank voted), 2468 registered voters, turnout 11.47%		
Justin Dillingham	116	50.22%
Brian Clopton	72	31.17%
Jason Hitzert	17	7.36%
Kevin Van Dyke	26	11.26%
Write-in	0	0.00%
Total	231	100.00%

THPRD, Director, Position 2 (Vote for 1)		
283 ballots (0 over voted ballots, 0 overvotes, 43 blank voted), 2468 registered voters, turnout 11.47%		
Wendy Kroger	162	67.50%
Amber WilsonValdivia	78	32.50%
Write-in	0	0.00%
Total	240	100.00%

THPRD, Director, Position 3 (Vote for 1)		
283 ballots (0 over voted ballots, 0 overvotes, 45 blank voted), 2468 registered voters, turnout 11.47%		
Hartmeier-Prigg	164	68.91%
Bill Kanable	74	31.09%
Write-in	0	0.00%
Total	238	100.00%

THPRD, Director, Position 4 (Vote for 1)		
283 ballots (0 over voted ballots, 0 overvotes, 43 blank voted), 2468 registered voters, turnout 11.47%		
Mahesh Udata	18	7.50%
John Griffiths	91	37.92%
Heidi Edwards	131	54.58%
Write-in	0	0.00%
Total	240	100.00%

THPRD, Director, Position 5 (Vote for 1)		
283 ballots (0 over voted ballots, 0 overvotes, 42 blank voted), 2468 registered voters, turnout 11.47%		
Tya Ping	139	57.68%
Ali Kavarian	86	35.68%
Bhaskar Aluru	16	6.64%
Write-in	0	0.00%
Total	241	100.00%



Statement of Votes Cast by Precinct
 Washington County, May 21, 2019 Special District
 All Precincts, All Districts, All ScanStations, All Contests, All Boxes
 Official Election Results

Total Ballots Cast: 71319, Registered Voters: 360972, Overall Turnout: 19.76%

Choice	Votes	Vote %
Measure 34-286 Tualatin Valley Fire and Rescue District (Vote for 1)		
283 ballots (0 over voted ballots, 0 overvotes, 8 blank voted), 2468 registered voters, turnout 11.47%		
Yes	242	88.00%
No	33	12.00%
Total	275	100.00%

Precinct 362

Beaverton School District 48J, Director, Zone 3 (Vote for 1)
1052 ballots (0 over voted ballots, 0 overvotes, 338 blank voted), 4065 registered voters, turnout 25.88%

Eric Simpson	707	99.02%
Write-in	7	0.98%
Total	714	100.00%

Beaverton School District 48J, Director, Zone 6 (Vote for 1)
1052 ballots (0 over voted ballots, 0 overvotes, 338 blank voted), 4065 registered voters, turnout 25.88%

Becky Tymchuk	704	98.60%
Write-in	10	1.40%
Total	714	100.00%

Beaverton School District 48J, Director, Zone 7 (Vote for 1)
1052 ballots (0 over voted ballots, 0 overvotes, 337 blank voted), 4065 registered voters, turnout 25.88%

Tom Colett	709	99.16%
Write-in	6	0.84%
Total	715	100.00%

Tualatin Valley Fire and Rescue District, Dir, Position 4 (Vote for 1)
1052 ballots (0 over voted ballots, 0 overvotes, 240 blank voted), 4065 registered voters, turnout 25.88%

Robert A Satterwhite	326	40.15%
Randy Lauer	481	59.24%
Write-in	5	0.62%
Total	812	100.00%

Tualatin Valley Fire and Rescue District, Dir, Position 5 (Vote for 1)
1052 ballots (3 over voted ballots, 3 overvotes, 244 blank voted), 4065 registered voters, turnout 25.88%

Justin Dillingham	363	45.09%
Brian Clopton	335	41.61%
Jason Hitzert	26	3.23%
Kevin Van Dyke	77	9.57%
Write-in	4	0.50%
Total	805	100.00%

Tualatin Valley Water District, Commissioner, Position 4 (Vote for 1)
1052 ballots (0 over voted ballots, 0 overvotes, 348 blank voted), 4065 registered voters, turnout 25.88%

Todd Sanders	699	99.29%
Write-in	5	0.71%
Total	704	100.00%

Tualatin Valley Water District, Commissioner, Position 5 (Vote for 1)
1052 ballots (0 over voted ballots, 0 overvotes, 335 blank voted), 4065 registered voters, turnout 25.88%

Jim Doane	711	99.16%
Write-in	6	0.84%
Total	717	100.00%

THPRD, Director, Position 2 (Vote for 1)
1052 ballots (0 over voted ballots, 0 overvotes, 220 blank-voted), 4065 registered voters, turnout 25.88%

Wendy Kroger	585	70.31%
Amber WilsonValdivia	242	29.09%
Write-in	5	0.60%



Statement of Votes Cast by Precinct
 Washington County, May 21, 2019 Special District
 All Precincts, All Districts, All ScanStations, All Contests, All Boxes
 Official Election Results

Page: 73 of 185
 2019-06-06
 15:41:55

Total Ballots Cast: 71319, Registered Voters: 360972, Overall Turnout: 19.76%

Choice	Votes	Vote %
Total	832	100.00%

THPRD, Director, Position 3 (Vote for 1)

1052 ballots (0 over voted ballots, 0 overvotes, 197 blank voted), 4065 registered voters, turnout 25.88%

Hartmeier-Prigg	616	72.05%
Bill Kanable	232	27.13%
Write-in	7	0.82%
Total	855	100.00%

THPRD, Director, Position 4 (Vote for 1)

1052 ballots (0 over voted ballots, 0 overvotes, 208 blank voted), 4065 registered voters, turnout 25.88%

Mahesh Udata	44	5.21%
John Griffiths	349	41.35%
Heidi Edwards	445	52.73%
Write-in	6	0.71%
Total	844	100.00%

THPRD, Director, Position 5 (Vote for 1)

1052 ballots (0 over voted ballots, 0 overvotes, 214 blank voted), 4065 registered voters, turnout 25.88%

Tya Ping	506	60.38%
Ali Kavarian	297	35.44%
Bhaskar Aluru	28	3.34%
Write-in	7	0.84%
Total	838	100.00%

Measure 34-286 Tualatin Valley Fire and Rescue District (Vote for 1)

1052 ballots (0 over voted ballots, 0 overvotes, 27 blank voted), 4065 registered voters, turnout 25.88%

Yes	905	88.29%
No	120	11.71%
Total	1025	100.00%

Precinct 363

Beaverton School District 48J, Director, Zone 3 (Vote for 1)

816 ballots (0 over voted ballots, 0 overvotes, 264 blank voted), 3965 registered voters, turnout 20.58%

Eric Simpson	549	99.46%
Write-in	3	0.54%
Total	552	100.00%

Beaverton School District 48J, Director, Zone 6 (Vote for 1)

816 ballots (0 over voted ballots, 0 overvotes, 274 blank voted), 3965 registered voters, turnout 20.58%

Becky Tymchuk	541	99.82%
Write-in	1	0.18%
Total	542	100.00%

Beaverton School District 48J, Director, Zone 7 (Vote for 1)

816 ballots (0 over voted ballots, 0 overvotes, 266 blank voted), 3965 registered voters, turnout 20.58%

Tom Colett	550	100.00%
Write-in	0	0.00%
Total	550	100.00%

Tualatin Valley Fire and Rescue District, Dir, Position 4 (Vote for 1)

816 ballots (1 over voted ballots, 1 overvotes, 181 blank voted), 3965 registered voters, turnout 20.58%

Robert A Satterwhite	256	40.38%
Randy Lauer	377	59.46%
Write-in	1	0.16%
Total	634	100.00%



Statement of Votes Cast by Precinct
 Washington County, May 21, 2019 Special District
 All Precincts, All Districts, All ScanStations, All Contests, All Boxes
 Official Election Results

Total Ballots Cast: 71319, Registered Voters: 360972, Overall Turnout: 19.76%

Choice	Votes	Vote %
Tualatin Valley Fire and Rescue District, Dir, Position 5 (Vote for 1)		
816 ballots (3 over voted ballots, 3 overvotes, 193 blank voted), 3965 registered voters, turnout 20.58%		
Justin Dillingham	311	50.16%
Brian Clopton	219	35.32%
Jason Hitzert	27	4.35%
Kevin Van Dyke	62	10.00%
Write-in	1	0.16%
Total	620	100.00%

Tualatin Valley Water District, Commissioner, Position 4 (Vote for 1)		
816 ballots (0 over voted ballots, 0 overvotes, 270 blank voted), 3965 registered voters, turnout 20.58%		
Todd Sanders	544	99.63%
Write-in	2	0.37%
Total	546	100.00%

Tualatin Valley Water District, Commissioner, Position 5 (Vote for 1)		
816 ballots (0 over voted ballots, 0 overvotes, 255 blank voted), 3965 registered voters, turnout 20.58%		
Jim Doane	561	100.00%
Write-in	0	0.00%
Total	561	100.00%

THPRD, Director, Position 2 (Vote for 1)		
647 ballots (0 over voted ballots, 0 overvotes, 127 blank voted), 3223 registered voters, turnout 20.07%		
Wendy Kroger	390	75.00%
Amber WilsonValdivia	129	24.81%
Write-in	1	0.19%
Total	520	100.00%

THPRD, Director, Position 3 (Vote for 1)		
647 ballots (0 over voted ballots, 0 overvotes, 118 blank voted), 3223 registered voters, turnout 20.07%		
Hartmeier-Prigg	370	69.94%
Bill Kanable	159	30.06%
Write-in	0	0.00%
Total	529	100.00%

THPRD, Director, Position 4 (Vote for 1)		
647 ballots (0 over voted ballots, 0 overvotes, 127 blank voted), 3223 registered voters, turnout 20.07%		
Mahesh Udata	21	4.04%
John Griffiths	219	42.12%
Heidi Edwards	280	53.85%
Write-in	0	0.00%
Total	520	100.00%

THPRD, Director, Position 5 (Vote for 1)		
647 ballots (0 over voted ballots, 0 overvotes, 127 blank voted), 3223 registered voters, turnout 20.07%		
Tya Ping	296	56.92%
Ali Kavarianian	193	37.12%
Bhaskar Aluru	30	5.77%
Write-in	1	0.19%
Total	520	100.00%

Measure 34-286 Tualatin Valley Fire and Rescue District (Vote for 1)		
816 ballots (0 over voted ballots, 0 overvotes, 24 blank voted), 3965 registered voters, turnout 20.58%		
Yes	685	86.49%
No	107	13.51%
Total	792	100.00%



Statement of Votes Cast by Precinct
Washington County, May 21, 2019 Special District
All Precincts, All Districts, All ScanStations, All Contests, All Boxes
Official Election Results

Page: 75 of 185
2019-06-06
15:41:55

Total Ballots Cast: 71319, Registered Voters: 360972, Overall Turnout: 19.76%

Choice	Votes	Vote %
--------	-------	--------

Beaverton School District 48J, Director, Zone 3 (Vote for 1)
1239 ballots (0 over voted ballots, 0 overvotes, 480 blank voted), 5157 registered voters, turnout 24.03%

Eric Simpson	752	99.08%
Write-in	7	0.92%
Total	759	100.00%

Beaverton School District 48J, Director, Zone 6 (Vote for 1)
1239 ballots (0 over voted ballots, 0 overvotes, 492 blank voted), 5157 registered voters, turnout 24.03%

Becky Tymchuk	736	98.53%
Write-in	11	1.47%
Total	747	100.00%

Beaverton School District 48J, Director, Zone 7 (Vote for 1)
1239 ballots (0 over voted ballots, 0 overvotes, 500 blank voted), 5157 registered voters, turnout 24.03%

Tom Colett	733	99.19%
Write-in	6	0.81%
Total	739	100.00%

Tualatin Valley Fire and Rescue District, Dir, Position 4 (Vote for 1)
1239 ballots (1 over voted ballots, 1 overvotes, 339 blank voted), 5157 registered voters, turnout 24.03%

Robert A Satterwhite	355	39.49%
Randy Lauer	541	60.18%
Write-in	3	0.33%
Total	899	100.00%

Tualatin Valley Fire and Rescue District, Dir, Position 5 (Vote for 1)
1239 ballots (0 over voted ballots, 0 overvotes, 350 blank voted), 5157 registered voters, turnout 24.03%

Justin Dillingham	415	46.68%
Brian Clopton	345	38.81%
Jason Hitzert	40	4.50%
Kevin Van Dyke	86	9.67%
Write-in	3	0.34%
Total	889	100.00%

Tualatin Valley Water District, Commissioner, Position 4 (Vote for 1)
1238 ballots (0 over voted ballots, 0 overvotes, 485 blank voted), 5151 registered voters, turnout 24.03%

Todd Sanders	750	99.60%
Write-in	3	0.40%
Total	753	100.00%

Tualatin Valley Water District, Commissioner, Position 5 (Vote for 1)
1238 ballots (0 over voted ballots, 0 overvotes, 490 blank voted), 5151 registered voters, turnout 24.03%

Jim Doane	746	99.73%
Write-in	2	0.27%
Total	748	100.00%

THPRD, Director, Position 2 (Vote for 1)
1144 ballots (0 over voted ballots, 0 overvotes, 269 blank voted), 4800 registered voters, turnout 23.83%

Wendy Kroger	604	69.03%
Amber WilsonValdivia	270	30.86%
Write-in	1	0.11%
Total	875	100.00%

THPRD, Director, Position 3 (Vote for 1)
1144 ballots (0 over voted ballots, 0 overvotes, 239 blank voted), 4800 registered voters, turnout 23.83%

Hartmeier-Prigg	635	70.17%
Bill Kanable	270	29.83%
Write-in	0	0.00%



Statement of Votes Cast by Precinct
 Washington County, May 21, 2019 Special District
 All Precincts, All Districts, All ScanStations, All Contests, All Boxes
 Official Election Results

Page: 76 of 185
 2019-06-06
 15:41:55

Total Ballots Cast: 71319, Registered Voters: 360972, Overall Turnout: 19.76%

Choice	Votes	Vote %
Total	905	100.00%

THPRD, Director, Position 4 (Vote for 1)

1144 ballots (0 over voted ballots, 0 overvotes, 249 blank voted), 4800 registered voters, turnout 23.83%

Mahesh Udata	85	9.50%
John Griffiths	324	36.20%
Heidi Edwards	483	53.97%
Write-in	3	0.34%
Total	895	100.00%

THPRD, Director, Position 5 (Vote for 1)

1144 ballots (0 over voted ballots, 0 overvotes, 226 blank voted), 4800 registered voters, turnout 23.83%

Tya Ping	537	58.50%
Ali Kavianian	279	30.39%
Bhaskar Aluru	101	11.00%
Write-in	1	0.11%
Total	918	100.00%

Measure 34-286 Tualatin Valley Fire and Rescue District (Vote for 1)

1239 ballots (0 over voted ballots, 0 overvotes, 46 blank voted), 5157 registered voters, turnout 24.03%

Yes	940	78.79%
No	253	21.21%
Total	1193	100.00%

Precinct 365

Beaverton School District 48J, Director, Zone 3 (Vote for 1)

902 ballots (0 over voted ballots, 0 overvotes, 346 blank voted), 3244 registered voters, turnout 27.81%

Eric Simpson	539	96.94%
Write-in	17	3.06%
Total	556	100.00%

Beaverton School District 48J, Director, Zone 6 (Vote for 1)

902 ballots (0 over voted ballots, 0 overvotes, 355 blank voted), 3244 registered voters, turnout 27.81%

Becky Tymchuk	529	96.71%
Write-in	18	3.29%
Total	547	100.00%

Beaverton School District 48J, Director, Zone 7 (Vote for 1)

902 ballots (0 over voted ballots, 0 overvotes, 352 blank voted), 3244 registered voters, turnout 27.81%

Tom Colett	545	99.09%
Write-in	5	0.91%
Total	550	100.00%

Tualatin Valley Fire and Rescue District, Dir, Position 4 (Vote for 1)

902 ballots (0 over voted ballots, 0 overvotes, 246 blank voted), 3244 registered voters, turnout 27.81%

Robert A Satterwhite	268	40.85%
Randy Lauer	386	58.84%
Write-in	2	0.30%
Total	656	100.00%

Tualatin Valley Fire and Rescue District, Dir, Position 5 (Vote for 1)

902 ballots (1 over voted ballots, 1 overvotes, 256 blank voted), 3244 registered voters, turnout 27.81%

Justin Dillingham	342	53.02%
Brian Clopton	223	34.57%
Jason Hitzert	25	3.88%
Kevin Van Dyke	52	8.06%
Write-in	3	0.47%
Total	645	100.00%



Statement of Votes Cast by Precinct
 Washington County, May 21, 2019 Special District
 All Precincts, All Districts, All ScanStations, All Contests, All Boxes
 Official Election Results

Total Ballots Cast: 71319, Registered Voters: 360972, Overall Turnout: 19.76%

Choice	Votes	Vote %
Tualatin Valley Water District, Commissioner, Position 4 (Vote for 1)		
902 ballots (0 over voted ballots, 0 overvotes, 364 blank voted), 3244 registered voters, turnout 27.81%		
Todd Sanders	534	99.26%
Write-in	4	0.74%
Total	538	100.00%

Tualatin Valley Water District, Commissioner, Position 5 (Vote for 1)		
902 ballots (0 over voted ballots, 0 overvotes, 345 blank voted), 3244 registered voters, turnout 27.81%		
Jim Doane	554	99.46%
Write-in	3	0.54%
Total	557	100.00%

THPRD, Director, Position 2 (Vote for 1)		
902 ballots (1 over voted ballots, 1 overvotes, 203 blank voted), 3244 registered voters, turnout 27.81%		
Wendy Kroger	502	71.92%
Amber WilsonValdivia	192	27.51%
Write-in	4	0.57%
Total	698	100.00%

THPRD, Director, Position 3 (Vote for 1)		
902 ballots (0 over voted ballots, 0 overvotes, 200 blank voted), 3244 registered voters, turnout 27.81%		
Hartmeier-Prigg	516	73.50%
Bill Kanable	182	25.93%
Write-in	4	0.57%
Total	702	100.00%

THPRD, Director, Position 4 (Vote for 1)		
902 ballots (1 over voted ballots, 1 overvotes, 199 blank voted), 3244 registered voters, turnout 27.81%		
Mahesh Udata	41	5.84%
John Griffiths	294	41.88%
Heidi Edwards	364	51.85%
Write-in	3	0.43%
Total	702	100.00%

THPRD, Director, Position 5 (Vote for 1)		
902 ballots (0 over voted ballots, 0 overvotes, 190 blank voted), 3244 registered voters, turnout 27.81%		
Tya Ping	428	60.11%
Ali Kavarianian	233	32.72%
Bhaskar Aluru	45	6.32%
Write-in	6	0.84%
Total	712	100.00%

Measure 34-286 Tualatin Valley Fire and Rescue District (Vote for 1)		
902 ballots (0 over voted ballots, 0 overvotes, 31 blank voted), 3244 registered voters, turnout 27.81%		
Yes	700	80.37%
No	171	19.63%
Total	871	100.00%

Precinct 366

Multnomah Education Service District, Director, Position 6, (Vote for 1)		
106 ballots (0 over voted ballots, 0 overvotes, 41 blank voted), 670 registered voters, turnout 15.82%		
Kristin Cornuelle	52	80.00%
Shira Newman	10	15.38%
Write-in	3	4.62%
Total	65	100.00%

Beaverton School District 48J, Director, Zone 3 (Vote for 1)		
303 ballots (0 over voted ballots, 0 overvotes, 116 blank voted), 1891 registered voters, turnout 16.02%		
Eric Simpson	184	98.40%



Statement of Votes Cast by Precinct
 Washington County, May 21, 2019 Special District
 All Precincts, All Districts, All ScanStations, All Contests, All Boxes
 Official Election Results

Page: 78 of 185
 2019-06-06
 15:41:55

Total Ballots Cast: 71319, Registered Voters: 360972, Overall Turnout: 19.76%

Choice	Votes	Vote %
Write-in	3	1.60%
Total	187	100.00%

Beaverton School District 48J, Director, Zone 6 (Vote for 1)

303 ballots (0 over voted ballots, 0 overvotes, 108 blank voted), 1891 registered voters, turnout 16.02%

Becky Tymchuk	189	96.92%
Write-in	6	3.08%
Total	195	100.00%

Beaverton School District 48J, Director, Zone 7 (Vote for 1)

303 ballots (0 over voted ballots, 0 overvotes, 117 blank voted), 1891 registered voters, turnout 16.02%

Tom Colett	184	98.92%
Write-in	2	1.08%
Total	186	100.00%

Portland School District 1J, Director, Zone 1 (Vote for 1)

106 ballots (0 over voted ballots, 0 overvotes, 23 blank voted), 670 registered voters, turnout 15.82%

Jeff Sosne	12	14.46%
Andrew J Scott	70	84.34%
Write-in	1	1.20%
Total	83	100.00%

Portland School District 1J, Director, Zone 2 (Vote for 1)

106 ballots (0 over voted ballots, 0 overvotes, 25 blank voted), 670 registered voters, turnout 15.82%

Michelle A DePass	67	82.72%
Sha Brittany Clarke	5	6.17%
Carlos J Richard	6	7.41%
Write-in	3	3.70%
Total	81	100.00%

Portland School District 1J, Director, Zone 3 (Vote for 1)

106 ballots (0 over voted ballots, 0 overvotes, 34 blank voted), 670 registered voters, turnout 15.82%

Wes Soderback	16	22.22%
Deb Mayer	18	25.00%
Amy Kohnstamm	36	50.00%
Write-in	2	2.78%
Total	72	100.00%

Portland School District 1J, Director, Zone 7 (Vote for 1)

106 ballots (0 over voted ballots, 0 overvotes, 25 blank voted), 670 registered voters, turnout 15.82%

Robert Schultz	22	27.16%
Eilidh Lowery	58	71.60%
Write-in	1	1.23%
Total	81	100.00%

Tualatin Valley Fire and Rescue District, Dir, Position 4 (Vote for 1)

409 ballots (0 over voted ballots, 0 overvotes, 112 blank voted), 2561 registered voters, turnout 15.97%

Robert A Satterwhite	134	45.12%
Randy Lauer	162	54.55%
Write-in	1	0.34%
Total	297	100.00%

Tualatin Valley Fire and Rescue District, Dir, Position 5 (Vote for 1)

409 ballots (0 over voted ballots, 0 overvotes, 122 blank voted), 2561 registered voters, turnout 15.97%

Justin Dillingham	143	49.83%
Brian Clopton	112	39.02%
Jason Hitzert	9	3.14%
Kevin Van Dyke	23	8.01%
Write-in	0	0.00%



Statement of Votes Cast by Precinct
 Washington County, May 21, 2019 Special District
 All Precincts, All Districts, All ScanStations, All Contests, All Boxes
 Official Election Results

Page: 79 of 185
 2019-06-06
 15:41:55

Total Ballots Cast: 71319, Registered Voters: 360972, Overall Turnout: 19.76%

Choice	Votes	Vote %
Total	287	100.00%

Tualatin Valley Water District, Commissioner, Position 4 (Vote for 1)

303 ballots (0 over voted ballots, 0 overvotes, 118 blank voted), 1891 registered voters, turnout 16.02%

Todd Sanders	183	98.92%
Write-in	2	1.08%
Total	185	100.00%

Tualatin Valley Water District, Commissioner, Position 5 (Vote for 1)

303 ballots (0 over voted ballots, 0 overvotes, 116 blank voted), 1891 registered voters, turnout 16.02%

Jim Doane	186	99.47%
Write-in	1	0.53%
Total	187	100.00%

West Slope Water District, Commissioner, Position 1 (Vote for 1)

106 ballots (0 over voted ballots, 0 overvotes, 28 blank voted), 670 registered voters, turnout 15.82%

Paul J Schuler	13	16.67%
Andrew C Smith	65	83.33%
Write-in	0	0.00%
Total	78	100.00%

West Slope Water District, Commissioner, Position 2 (Vote for 1)

106 ballots (0 over voted ballots, 0 overvotes, 43 blank voted), 670 registered voters, turnout 15.82%

Carol M Wild	61	96.83%
Write-in	2	3.17%
Total	63	100.00%

THPRD, Director, Position 2 (Vote for 1)

409 ballots (0 over voted ballots, 0 overvotes, 109 blank voted), 2561 registered voters, turnout 15.97%

Wendy Kroger	198	66.00%
Amber WilsonValdivia	102	34.00%
Write-in	0	0.00%
Total	300	100.00%

THPRD, Director, Position 3 (Vote for 1)

409 ballots (0 over voted ballots, 0 overvotes, 105 blank voted), 2561 registered voters, turnout 15.97%

Hartmeier-Prigg	225	74.01%
Bill Kanable	79	25.99%
Write-in	0	0.00%
Total	304	100.00%

THPRD, Director, Position 4 (Vote for 1)

409 ballots (0 over voted ballots, 0 overvotes, 109 blank voted), 2561 registered voters, turnout 15.97%

Mahesh Udata	23	7.67%
John Griffiths	130	43.33%
Heidi Edwards	147	49.00%
Write-in	0	0.00%
Total	300	100.00%

THPRD, Director, Position 5 (Vote for 1)

409 ballots (0 over voted ballots, 0 overvotes, 109 blank voted), 2561 registered voters, turnout 15.97%

Tya Ping	172	57.33%
Ali Kavarianian	106	35.33%
Bhaskar Aluru	19	6.33%
Write-in	3	1.00%
Total	300	100.00%



Statement of Votes Cast by Precinct
 Washington County, May 21, 2019 Special District
 All Precincts, All Districts, All ScanStations, All Contests, All Boxes
 Official Election Results

Total Ballots Cast: 71319, Registered Voters: 360972, Overall Turnout: 19.76%

Choice	Votes	Vote %
Measure 34-286 Tualatin Valley Fire and Rescue District (Vote for 1)		
409 ballots (0 over voted ballots, 0 overvotes, 18 blank voted), 2561 registered voters, turnout 15.97%		
Yes	338	86.45%
No	53	13.55%
Total	391	100.00%
Precinct 367		
Beaverton School District 48J, Director, Zone 3 (Vote for 1)		
1035 ballots (0 over voted ballots, 0 overvotes, 333 blank voted), 4777 registered voters, turnout 21.67%		
Eric Simpson	700	99.72%
Write-in	2	0.28%
Total	702	100.00%
Beaverton School District 48J, Director, Zone 6 (Vote for 1)		
1035 ballots (0 over voted ballots, 0 overvotes, 353 blank voted), 4777 registered voters, turnout 21.67%		
Becky Tymchuk	674	98.83%
Write-in	8	1.17%
Total	682	100.00%
Beaverton School District 48J, Director, Zone 7 (Vote for 1)		
1035 ballots (0 over voted ballots, 0 overvotes, 353 blank voted), 4777 registered voters, turnout 21.67%		
Tom Colett	678	99.41%
Write-in	4	0.59%
Total	682	100.00%
Tualatin Valley Fire and Rescue District, Dir, Position 4 (Vote for 1)		
1035 ballots (0 over voted ballots, 0 overvotes, 278 blank voted), 4777 registered voters, turnout 21.67%		
Robert A Satterwhite	257	33.95%
Randy Lauer	499	65.92%
Write-in	1	0.13%
Total	757	100.00%
Tualatin Valley Fire and Rescue District, Dir, Position 5 (Vote for 1)		
1035 ballots (1 over voted ballots, 1 overvotes, 293 blank voted), 4777 registered voters, turnout 21.67%		
Justin Dillingham	340	45.88%
Brian Clopton	265	35.76%
Jason Hitzert	41	5.53%
Kevin Van Dyke	95	12.82%
Write-in	0	0.00%
Total	741	100.00%
Tualatin Valley Water District, Commissioner, Position 4 (Vote for 1)		
1032 ballots (0 over voted ballots, 0 overvotes, 361 blank voted), 4764 registered voters, turnout 21.66%		
Todd Sanders	669	99.70%
Write-in	2	0.30%
Total	671	100.00%
Tualatin Valley Water District, Commissioner, Position 5 (Vote for 1)		
1032 ballots (0 over voted ballots, 0 overvotes, 364 blank voted), 4764 registered voters, turnout 21.66%		
Jim Doane	662	99.10%
Write-in	6	0.90%
Total	668	100.00%
THPRD, Director, Position 2 (Vote for 1)		
464 ballots (0 over voted ballots, 0 overvotes, 110 blank voted), 2242 registered voters, turnout 20.70%		
Wendy Kroger	239	67.51%
Amber WilsonValdivia	115	32.49%
Write-in	0	0.00%



Statement of Votes Cast by Precinct
 Washington County, May 21, 2019 Special District
 All Precincts, All Districts, All ScanStations, All Contests, All Boxes
 Official Election Results

Page: 81 of 185
 2019-06-06
 15:41:55

Total Ballots Cast: 71319, Registered Voters: 360972, Overall Turnout: 19.76%

Choice	Votes	Vote %
Total	354	100.00%

THPRD, Director, Position 3 (Vote for 1)

464 ballots (0 over voted ballots, 0 overvotes, 105 blank voted), 2242 registered voters, turnout 20.70%

Hartmeier-Prigg	235	65.46%
Bill Kanable	124	34.54%
Write-in	0	0.00%
Total	359	100.00%

THPRD, Director, Position 4 (Vote for 1)

464 ballots (1 over voted ballots, 1 overvotes, 67 blank voted), 2242 registered voters, turnout 20.70%

Mahesh Udata	132	33.33%
John Griffiths	122	30.81%
Heidi Edwards	142	35.86%
Write-in	0	0.00%
Total	396	100.00%

THPRD, Director, Position 5 (Vote for 1)

464 ballots (0 over voted ballots, 0 overvotes, 55 blank voted), 2242 registered voters, turnout 20.70%

Tya Ping	145	35.45%
Ali Kavarianian	104	25.43%
Bhaskar Aluru	159	38.88%
Write-in	1	0.24%
Total	409	100.00%

Measure 34-286 Tualatin Valley Fire and Rescue District (Vote for 1)

1035 ballots (0 over voted ballots, 0 overvotes, 48 blank voted), 4777 registered voters, turnout 21.67%

Yes	746	75.58%
No	241	24.42%
Total	987	100.00%

Precinct 368

Portland Community College, Director, Zone 7 (Vote for 1)

908 ballots (0 over voted ballots, 0 overvotes, 337 blank voted), 4526 registered voters, turnout 20.06%

Alex Diaz Rios	568	99.47%
Write-in	3	0.53%
Total	571	100.00%

Beaverton School District 48J, Director, Zone 3 (Vote for 1)

908 ballots (0 over voted ballots, 0 overvotes, 331 blank voted), 4526 registered voters, turnout 20.06%

Eric Simpson	577	100.00%
Write-in	0	0.00%
Total	577	100.00%

Beaverton School District 48J, Director, Zone 6 (Vote for 1)

908 ballots (0 over voted ballots, 0 overvotes, 341 blank voted), 4526 registered voters, turnout 20.06%

Becky Tymchuk	563	99.29%
Write-in	4	0.71%
Total	567	100.00%

Beaverton School District 48J, Director, Zone 7 (Vote for 1)

908 ballots (0 over voted ballots, 0 overvotes, 338 blank voted), 4526 registered voters, turnout 20.06%

Tom Colett	567	99.47%
Write-in	3	0.53%
Total	570	100.00%

Tualatin Valley Fire and Rescue District, Dir, Position 4 (Vote for 1)

908 ballots (0 over voted ballots, 0 overvotes, 211 blank voted), 4526 registered voters, turnout 20.06%



Statement of Votes Cast by Precinct
 Washington County, May 21, 2019 Special District
 All Precincts, All Districts, All ScanStations, All Contests, All Boxes
 Official Election Results

Page: 82 of 185
 2019-06-06
 15:41:55

Total Ballots Cast: 71319, Registered Voters: 360972, Overall Turnout: 19.76%

Choice	Votes	Vote %
Robert A Satterwhite	275	39.45%
Randy Lauer	421	60.40%
Write-in	1	0.14%
Total	697	100.00%

Tualatin Valley Fire and Rescue District, Dir, Position 5 (Vote for 1)

908 ballots (2 over voted ballots, 2 overvotes, 216 blank voted), 4526 registered voters, turnout 20.06%

Justin Dillingham	311	45.07%
Brian Clopton	288	41.74%
Jason Hitzert	35	5.07%
Kevin Van Dyke	55	7.97%
Write-in	1	0.14%
Total	690	100.00%

Tualatin Valley Water District, Commissioner, Position 4 (Vote for 1)

908 ballots (0 over voted ballots, 0 overvotes, 342 blank voted), 4526 registered voters, turnout 20.06%

Todd Sanders	565	99.82%
Write-in	1	0.18%
Total	566	100.00%

Tualatin Valley Water District, Commissioner, Position 5 (Vote for 1)

908 ballots (0 over voted ballots, 0 overvotes, 346 blank voted), 4526 registered voters, turnout 20.06%

Jim Doane	562	100.00%
Write-in	0	0.00%
Total	562	100.00%

THPRD, Director, Position 2 (Vote for 1)

908 ballots (0 over voted ballots, 0 overvotes, 192 blank voted), 4526 registered voters, turnout 20.06%

Wendy Kroger	502	70.11%
Amber WilsonValdivia	213	29.75%
Write-in	1	0.14%
Total	716	100.00%

THPRD, Director, Position 3 (Vote for 1)

908 ballots (0 over voted ballots, 0 overvotes, 175 blank voted), 4526 registered voters, turnout 20.06%

Hartmeier-Prigg	509	69.44%
Bill Kanable	223	30.42%
Write-in	1	0.14%
Total	733	100.00%

THPRD, Director, Position 4 (Vote for 1)

908 ballots (0 over voted ballots, 0 overvotes, 168 blank voted), 4526 registered voters, turnout 20.06%

Mahesh Udata	67	9.05%
John Griffiths	299	40.41%
Heidi Edwards	371	50.14%
Write-in	3	0.41%
Total	740	100.00%

THPRD, Director, Position 5 (Vote for 1)

908 ballots (0 over voted ballots, 0 overvotes, 154 blank voted), 4526 registered voters, turnout 20.06%

Tya Ping	467	61.94%
Ali Kavianian	214	28.38%
Bhaskar Aluru	72	9.55%
Write-in	1	0.13%
Total	754	100.00%

Measure 34-286 Tualatin Valley Fire and Rescue District (Vote for 1)

908 ballots (0 over voted ballots, 0 overvotes, 94 blank voted), 4526 registered voters, turnout 20.06%

Yes	676	83.05%
No	138	16.95%



Statement of Votes Cast by Precinct
Washington County, May 21, 2019 Special District
All Precincts, All Districts, All ScanStations, All Contests, All Boxes
Official Election Results

Page: 83 of 185
2019-06-06
15:41:55

Total Ballots Cast: 71319, Registered Voters: 360972, Overall Turnout: 19.76%

Choice	Votes	Vote %
Total	814	100.00%

Precinct 369

Portland Community College, Director, Zone 7 (Vote for 1)

427 ballots (0 over voted ballots, 0 overvotes, 151 blank voted), 2120 registered voters, turnout 20.14%

Alex Diaz Rios	271	98.19%
Write-in	5	1.81%
Total	276	100.00%

Beaverton School District 48J, Director, Zone 3 (Vote for 1)

427 ballots (0 over voted ballots, 0 overvotes, 144 blank voted), 2120 registered voters, turnout 20.14%

Eric Simpson	278	98.23%
Write-in	5	1.77%
Total	283	100.00%

Beaverton School District 48J, Director, Zone 6 (Vote for 1)

427 ballots (0 over voted ballots, 0 overvotes, 143 blank voted), 2120 registered voters, turnout 20.14%

Becky Tymchuk	281	98.94%
Write-in	3	1.06%
Total	284	100.00%

Beaverton School District 48J, Director, Zone 7 (Vote for 1)

427 ballots (0 over voted ballots, 0 overvotes, 145 blank voted), 2120 registered voters, turnout 20.14%

Tom Colett	279	98.94%
Write-in	3	1.06%
Total	282	100.00%

Tualatin Valley Fire and Rescue District, Dir, Position 4 (Vote for 1)

427 ballots (0 over voted ballots, 0 overvotes, 104 blank voted), 2120 registered voters, turnout 20.14%

Robert A Satterwhite	130	40.25%
Randy Lauer	193	59.75%
Write-in	0	0.00%
Total	323	100.00%

Tualatin Valley Fire and Rescue District, Dir, Position 5 (Vote for 1)

427 ballots (0 over voted ballots, 0 overvotes, 108 blank voted), 2120 registered voters, turnout 20.14%

Justin Dillingham	175	54.86%
Brian Clopton	97	30.41%
Jason Hitzert	13	4.08%
Kevin Van Dyke	34	10.66%
Write-in	0	0.00%
Total	319	100.00%

Tualatin Valley Water District, Commissioner, Position 4 (Vote for 1)

427 ballots (0 over voted ballots, 0 overvotes, 149 blank voted), 2120 registered voters, turnout 20.14%

Todd Sanders	276	99.28%
Write-in	2	0.72%
Total	278	100.00%

Tualatin Valley Water District, Commissioner, Position 5 (Vote for 1)

427 ballots (0 over voted ballots, 0 overvotes, 151 blank voted), 2120 registered voters, turnout 20.14%

Jim Doane	274	99.28%
Write-in	2	0.72%
Total	276	100.00%

THPRD, Director, Position 2 (Vote for 1)

427 ballots (0 over voted ballots, 0 overvotes, 104 blank voted), 2120 registered voters, turnout 20.14%

Wendy Kroger	222	68.73%
--------------	-----	--------



Statement of Votes Cast by Precinct
 Washington County, May 21, 2019 Special District
 All Precincts, All Districts, All ScanStations, All Contests, All Boxes
 Official Election Results

Total Ballots Cast: 71319, Registered Voters: 360972, Overall Turnout: 19.76%

Choice	Votes	Vote %
Amber WilsonValdivia	101	31.27%
Write-in	0	0.00%
Total	323	100.00%

THPRD, Director, Position 3 (Vote for 1)

427 ballots (0 over voted ballots, 0 overvotes, 95 blank voted), 2120 registered voters, turnout 20.14%

Hartmeier-Prigg	215	64.76%
Bill Kanable	117	35.24%
Write-in	0	0.00%
Total	332	100.00%

THPRD, Director, Position 4 (Vote for 1)

427 ballots (0 over voted ballots, 0 overvotes, 102 blank voted), 2120 registered voters, turnout 20.14%

Mahesh Udata	24	7.38%
John Griffiths	149	45.85%
Heidi Edwards	150	46.15%
Write-in	2	0.62%
Total	325	100.00%

THPRD, Director, Position 5 (Vote for 1)

427 ballots (0 over voted ballots, 0 overvotes, 102 blank voted), 2120 registered voters, turnout 20.14%

Tya Ping	185	56.92%
Ali Kavianian	120	36.92%
Bhaskar Aluru	20	6.15%
Write-in	0	0.00%
Total	325	100.00%

Measure 34-286 Tualatin Valley Fire and Rescue District (Vote for 1)

427 ballots (0 over voted ballots, 0 overvotes, 42 blank voted), 2120 registered voters, turnout 20.14%

Yes	338	87.79%
No	47	12.21%
Total	385	100.00%

Precinct 370

Portland Community College, Director, Zone 7 (Vote for 1)

570 ballots (0 over voted ballots, 0 overvotes, 195 blank voted), 2482 registered voters, turnout 22.97%

Alex Diaz Rios	372	99.20%
Write-in	3	0.80%
Total	375	100.00%

Hillsboro School District 1J, Director, Position 4 (Vote for 1)

570 ballots (0 over voted ballots, 0 overvotes, 65 blank voted), 2482 registered voters, turnout 22.97%

See Eun Kim	326	64.55%
Bart Rask	179	35.45%
Write-in	0	0.00%
Total	505	100.00%

Hillsboro School District 1J, Director, Position 5 (Vote for 1)

570 ballots (0 over voted ballots, 0 overvotes, 172 blank voted), 2482 registered voters, turnout 22.97%

Lisa Allen	393	98.74%
Write-in	5	1.26%
Total	398	100.00%

Hillsboro School District 1J, Director, Position 7 (Vote for 1)

570 ballots (0 over voted ballots, 0 overvotes, 178 blank voted), 2482 registered voters, turnout 22.97%

Yadira Martinez	387	98.72%
Write-in	5	1.28%
Total	392	100.00%



Statement of Votes Cast by Precinct
 Washington County, May 21, 2019 Special District
 All Precincts, All Districts, All ScanStations, All Contests, All Boxes
 Official Election Results

Total Ballots Cast: 71319, Registered Voters: 360972, Overall Turnout: 19.76%

Choice	Votes	Vote %
Tualatin Valley Fire and Rescue District, Dir, Position 4 (Vote for 1)		
570 ballots (0 over voted ballots, 0 overvotes, 102 blank voted), 2482 registered voters, turnout 22.97%		

Robert A Satterwhite	185	39.53%
Randy Lauer	283	60.47%
Write-in	0	0.00%
Total	468	100.00%

Tualatin Valley Fire and Rescue District, Dir, Position 5 (Vote for 1)		
570 ballots (0 over voted ballots, 0 overvotes, 111 blank voted), 2482 registered voters, turnout 22.97%		

Justin Dillingham	191	41.61%
Brian Clopton	172	37.47%
Jason Hitzert	27	5.88%
Kevin Van Dyke	69	15.03%
Write-in	0	0.00%
Total	459	100.00%

Tualatin Valley Water District, Commissioner, Position 4 (Vote for 1)		
570 ballots (0 over voted ballots, 0 overvotes, 185 blank voted), 2482 registered voters, turnout 22.97%		

Todd Sanders	381	98.96%
Write-in	4	1.04%
Total	385	100.00%

Tualatin Valley Water District, Commissioner, Position 5 (Vote for 1)		
570 ballots (0 over voted ballots, 0 overvotes, 185 blank voted), 2482 registered voters, turnout 22.97%		

Jim Doane	381	98.96%
Write-in	4	1.04%
Total	385	100.00%

THPRD, Director, Position 2 (Vote for 1)		
570 ballots (0 over voted ballots, 0 overvotes, 104 blank voted), 2482 registered voters, turnout 22.97%		

Wendy Kroger	320	68.67%
Amber WilsonValdivia	145	31.12%
Write-in	1	0.21%
Total	466	100.00%

THPRD, Director, Position 3 (Vote for 1)		
570 ballots (0 over voted ballots, 0 overvotes, 98 blank voted), 2482 registered voters, turnout 22.97%		

Hartmeier-Prigg	310	65.68%
Bill Kanable	161	34.11%
Write-in	1	0.21%
Total	472	100.00%

THPRD, Director, Position 4 (Vote for 1)		
570 ballots (0 over voted ballots, 0 overvotes, 119 blank voted), 2482 registered voters, turnout 22.97%		

Mahesh Udata	19	4.21%
John Griffiths	201	44.57%
Heidi Edwards	230	51.00%
Write-in	1	0.22%
Total	451	100.00%

THPRD, Director, Position 5 (Vote for 1)		
570 ballots (0 over voted ballots, 0 overvotes, 112 blank voted), 2482 registered voters, turnout 22.97%		

Tya Ping	235	51.31%
Ali Kavarian	199	43.45%
Bhaskar Aluru	23	5.02%
Write-in	1	0.22%
Total	458	100.00%



Statement of Votes Cast by Precinct
 Washington County, May 21, 2019 Special District
 All Precincts, All Districts, All ScanStations, All Contests, All Boxes
 Official Election Results

Page: 86 of 185
 2019-06-06
 15:41:55

Total Ballots Cast: 71319, Registered Voters: 360972, Overall Turnout: 19.76%

Choice	Votes	Vote %
Measure 34-286 Tualatin Valley Fire and Rescue District (Vote for 1)		
570 ballots (0 over voted ballots, 0 overvotes, 69 blank voted), 2482 registered voters, turnout 22.97%		
Yes	423	84.43%
No	78	15.57%
Total	501	100.00%

Precinct 371

Beaverton School District 48J, Director, Zone 3 (Vote for 1)		
586 ballots (0 over voted ballots, 0 overvotes, 210 blank voted), 2616 registered voters, turnout 22.40%		
Eric Simpson	371	98.67%
Write-in	5	1.33%
Total	376	100.00%

Beaverton School District 48J, Director, Zone 6 (Vote for 1)		
586 ballots (0 over voted ballots, 0 overvotes, 211 blank voted), 2616 registered voters, turnout 22.40%		
Becky Tymchuk	369	98.40%
Write-in	6	1.60%
Total	375	100.00%

Beaverton School District 48J, Director, Zone 7 (Vote for 1)		
586 ballots (0 over voted ballots, 0 overvotes, 222 blank voted), 2616 registered voters, turnout 22.40%		
Tom Colett	359	98.63%
Write-in	5	1.37%
Total	364	100.00%

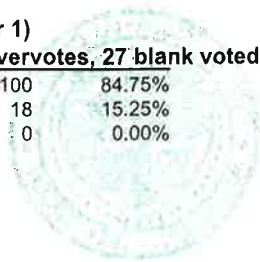
Tualatin Valley Fire and Rescue District, Dir, Position 4 (Vote for 1)		
586 ballots (0 over voted ballots, 0 overvotes, 167 blank voted), 2616 registered voters, turnout 22.40%		
Robert A Satterwhite	175	41.77%
Randy Lauer	240	57.28%
Write-in	4	0.95%
Total	419	100.00%

Tualatin Valley Fire and Rescue District, Dir, Position 5 (Vote for 1)		
586 ballots (3 over voted ballots, 3 overvotes, 153 blank voted), 2616 registered voters, turnout 22.40%		
Justin Dillingham	185	43.02%
Brian Clopton	168	39.07%
Jason Hitzert	20	4.65%
Kevin Van Dyke	56	13.02%
Write-in	1	0.23%
Total	430	100.00%

Tualatin Valley Water District, Commissioner, Position 4 (Vote for 1)		
586 ballots (0 over voted ballots, 0 overvotes, 212 blank voted), 2616 registered voters, turnout 22.40%		
Todd Sanders	366	97.86%
Write-in	8	2.14%
Total	374	100.00%

Tualatin Valley Water District, Commissioner, Position 5 (Vote for 1)		
586 ballots (0 over voted ballots, 0 overvotes, 206 blank voted), 2616 registered voters, turnout 22.40%		
Jim Doane	376	98.95%
Write-in	4	1.05%
Total	380	100.00%

THPRD, Director, Position 2 (Vote for 1)		
145 ballots (0 over voted ballots, 0 overvotes, 27 blank voted), 614 registered voters, turnout 23.62%		
Wendy Kroger	100	84.75%
Amber WilsonValdivia	18	15.25%
Write-in	0	0.00%



Statement of Votes Cast by Precinct
 Washington County, May 21, 2019 Special District
 All Precincts, All Districts, All ScanStations, All Contests, All Boxes
 Official Election Results

Page: 87 of 185
 2019-06-06
 15:41:55

Total Ballots Cast: 71319, Registered Voters: 360972, Overall Turnout: 19.76%

Choice	Votes	Vote %
Total	118	100.00%

THPRD, Director, Position 3 (Vote for 1)

145 ballots (0 over voted ballots, 0 overvotes, 24 blank voted), 614 registered voters, turnout 23.62%

Hartmeier-Prigg	63	52.07%
Bill Kanable	58	47.93%
Write-in	0	0.00%
Total	121	100.00%

THPRD, Director, Position 4 (Vote for 1)

145 ballots (0 over voted ballots, 0 overvotes, 24 blank voted), 614 registered voters, turnout 23.62%

Mahesh Udata	10	8.26%
John Griffiths	69	57.02%
Heidi Edwards	42	34.71%
Write-in	0	0.00%
Total	121	100.00%

THPRD, Director, Position 5 (Vote for 1)

145 ballots (0 over voted ballots, 0 overvotes, 26 blank voted), 614 registered voters, turnout 23.62%

Tya Ping	43	36.13%
Ali Kavarianian	64	53.78%
Bhaskar Aluru	12	10.08%
Write-in	0	0.00%
Total	119	100.00%

Measure 34-286 Tualatin Valley Fire and Rescue District (Vote for 1)

586 ballots (0 over voted ballots, 0 overvotes, 31 blank voted), 2616 registered voters, turnout 22.40%

Yes	480	86.49%
No	75	13.51%
Total	555	100.00%

Precinct 372

Beaverton School District 48J, Director, Zone 3 (Vote for 1)

533 ballots (0 over voted ballots, 0 overvotes, 180 blank voted), 1956 registered voters, turnout 27.25%

Eric Simpson	349	98.87%
Write-in	4	1.13%
Total	353	100.00%

Beaverton School District 48J, Director, Zone 6 (Vote for 1)

533 ballots (0 over voted ballots, 0 overvotes, 179 blank voted), 1956 registered voters, turnout 27.25%

Becky Tymchuk	351	99.15%
Write-in	3	0.85%
Total	354	100.00%

Beaverton School District 48J, Director, Zone 7 (Vote for 1)

533 ballots (0 over voted ballots, 0 overvotes, 188 blank voted), 1956 registered voters, turnout 27.25%

Tom Colett	340	98.55%
Write-in	5	1.45%
Total	345	100.00%

Tualatin Valley Fire and Rescue District, Dir, Position 4 (Vote for 1)

533 ballots (0 over voted ballots, 0 overvotes, 135 blank voted), 1956 registered voters, turnout 27.25%

Robert A Satterwhite	149	37.44%
Randy Lauer	247	62.06%
Write-in	2	0.50%
Total	398	100.00%



Statement of Votes Cast by Precinct
Washington County, May 21, 2019 Special District
All Precincts, All Districts, All ScanStations, All Contests, All Boxes
Official Election Results

Page: 88 of 185
2019-06-06
15:41:55

Total Ballots Cast: 71319, Registered Voters: 360972, Overall Turnout: 19.76%

Choice	Votes	Vote %
Tualatin Valley Fire and Rescue District, Dir, Position 5 (Vote for 1)		
533 ballots (0 over voted ballots, 0 overvotes, 138 blank voted), 1956 registered voters, turnout 27.25%		
Justin Dillingham	212	53.67%
Brian Clopton	146	36.96%
Jason Hitzert	15	3.80%
Kevin Van Dyke	22	5.57%
Write-in	0	0.00%
Total	395	100.00%

Tualatin Valley Water District, Commissioner, Position 4 (Vote for 1)		
251 ballots (0 over voted ballots, 0 overvotes, 87 blank voted), 877 registered voters, turnout 28.62%		
Todd Sanders	163	99.39%
Write-in	1	0.61%
Total	164	100.00%

Tualatin Valley Water District, Commissioner, Position 5 (Vote for 1)		
251 ballots (0 over voted ballots, 0 overvotes, 86 blank voted), 877 registered voters, turnout 28.62%		
Jim Doane	164	99.39%
Write-in	1	0.61%
Total	165	100.00%

West Slope Water District, Commissioner, Position 1 (Vote for 1)		
282 ballots (0 over voted ballots, 0 overvotes, 80 blank voted), 1079 registered voters, turnout 26.14%		
Paul J Schuler	27	13.37%
Andrew C Smith	171	84.65%
Write-in	4	1.98%
Total	202	100.00%

West Slope Water District, Commissioner, Position 2 (Vote for 1)		
282 ballots (0 over voted ballots, 0 overvotes, 121 blank voted), 1079 registered voters, turnout 26.14%		
Carol M Wild	158	98.14%
Write-in	3	1.86%
Total	161	100.00%

THPRD, Director, Position 2 (Vote for 1)		
533 ballots (0 over voted ballots, 0 overvotes, 127 blank voted), 1956 registered voters, turnout 27.25%		
Wendy Kroger	283	69.70%
Amber WilsonValdivia	123	30.30%
Write-in	0	0.00%
Total	406	100.00%

THPRD, Director, Position 3 (Vote for 1)		
533 ballots (0 over voted ballots, 0 overvotes, 121 blank voted), 1956 registered voters, turnout 27.25%		
Hartmeier-Prigg	308	74.76%
Bill Kanable	104	25.24%
Write-in	0	0.00%
Total	412	100.00%

THPRD, Director, Position 4 (Vote for 1)		
533 ballots (0 over voted ballots, 0 overvotes, 125 blank voted), 1956 registered voters, turnout 27.25%		
Mahesh Udata	27	6.62%
John Griffiths	161	39.46%
Heidi Edwards	220	53.92%
Write-in	0	0.00%
Total	408	100.00%

THPRD, Director, Position 5 (Vote for 1)		
533 ballots (0 over voted ballots, 0 overvotes, 118 blank voted), 1956 registered voters, turnout 27.25%		
Tya Ping	268	64.58%



Statement of Votes Cast by Precinct
 Washington County, May 21, 2019 Special District
 All Precincts, All Districts, All ScanStations, All Contests, All Boxes
 Official Election Results

Total Ballots Cast: 71319, Registered Voters: 360972, Overall Turnout: 19.76%

Choice	Votes	Vote %
Ali Kavianian	133	32.05%
Bhaskar Aluru	12	2.89%
Write-in	2	0.48%
Total	415	100.00%

Measure 34-286 Tualatin Valley Fire and Rescue District (Vote for 1)

533 ballots (0 over voted ballots, 0 overvotes, 20 blank voted), 1956 registered voters, turnout 27.25%

Yes	434	84.60%
No	79	15.40%
Total	513	100.00%

Precinct 373

Portland Community College, Director, Zone 7 (Vote for 1)

101 ballots (0 over voted ballots, 0 overvotes, 47 blank voted), 350 registered voters, turnout 28.86%

Alex Diaz Rios	52	96.30%
Write-in	2	3.70%
Total	54	100.00%

Hillsboro School District 1J, Director, Position 4 (Vote for 1)

101 ballots (0 over voted ballots, 0 overvotes, 14 blank voted), 350 registered voters, turnout 28.86%

See Eun Kim	48	55.17%
Bart Rask	38	43.68%
Write-in	1	1.15%
Total	87	100.00%

Hillsboro School District 1J, Director, Position 5 (Vote for 1)

101 ballots (0 over voted ballots, 0 overvotes, 45 blank voted), 350 registered voters, turnout 28.86%

Lisa Allen	56	100.00%
Write-in	0	0.00%
Total	56	100.00%

Hillsboro School District 1J, Director, Position 7 (Vote for 1)

101 ballots (0 over voted ballots, 0 overvotes, 45 blank voted), 350 registered voters, turnout 28.86%

Yadira Martinez	55	98.21%
Write-in	1	1.79%
Total	56	100.00%

Tualatin Valley Fire and Rescue District, Dir, Position 4 (Vote for 1)

101 ballots (0 over voted ballots, 0 overvotes, 27 blank voted), 350 registered voters, turnout 28.86%

Robert A Satterwhite	33	44.59%
Randy Lauer	39	52.70%
Write-in	2	2.70%
Total	74	100.00%

Tualatin Valley Fire and Rescue District, Dir, Position 5 (Vote for 1)

101 ballots (0 over voted ballots, 0 overvotes, 33 blank voted), 350 registered voters, turnout 28.86%

Justin Dillingham	33	48.53%
Brian Clopton	22	32.35%
Jason Hitzert	2	2.94%
Kevin Van Dyke	9	13.24%
Write-in	2	2.94%
Total	68	100.00%

Measure 34-286 Tualatin Valley Fire and Rescue District (Vote for 1)

101 ballots (0 over voted ballots, 0 overvotes, 5 blank voted), 350 registered voters, turnout 28.86%

Yes	75	78.12%
No	21	21.88%
Total	96	100.00%



Statement of Votes Cast by Precinct
 Washington County, May 21, 2019 Special District
 All Precincts, All Districts, All ScanStations, All Contests, All Boxes
 Official Election Results

Total Ballots Cast: 71319, Registered Voters: 360972, Overall Turnout: 19.76%

Choice	Votes	Vote %
--------	-------	--------

Precinct 374

Portland Community College, Director, Zone 7 (Vote for 1)
5 ballots (0 over voted ballots, 0 overvotes, 2 blank voted), 16 registered voters, turnout 31.25%

Alex Diaz Rios	3	100.00%
Write-in	0	0.00%
Total	3	100.00%

Hillsboro School District 1J, Director, Position 4 (Vote for 1)
5 ballots (0 over voted ballots, 0 overvotes, 0 blank voted), 16 registered voters, turnout 31.25%

See Eun Kim	0	0.00%
Bart Rask	5	100.00%
Write-in	0	0.00%
Total	5	100.00%

Hillsboro School District 1J, Director, Position 5 (Vote for 1)
5 ballots (0 over voted ballots, 0 overvotes, 2 blank voted), 16 registered voters, turnout 31.25%

Lisa Allen	3	100.00%
Write-in	0	0.00%
Total	3	100.00%

Hillsboro School District 1J, Director, Position 7 (Vote for 1)
5 ballots (0 over voted ballots, 0 overvotes, 2 blank voted), 16 registered voters, turnout 31.25%

Yadira Martinez	3	100.00%
Write-in	0	0.00%
Total	3	100.00%

Tualatin Valley Water District, Commissioner, Position 4 (Vote for 1)
5 ballots (0 over voted ballots, 0 overvotes, 2 blank voted), 14 registered voters, turnout 35.71%

Todd Sanders	3	100.00%
Write-in	0	0.00%
Total	3	100.00%

Tualatin Valley Water District, Commissioner, Position 5 (Vote for 1)
5 ballots (0 over voted ballots, 0 overvotes, 2 blank voted), 14 registered voters, turnout 35.71%

Jim Doane	3	100.00%
Write-in	0	0.00%
Total	3	100.00%

Precinct 375

Multnomah Education Service District, Director, Position 6, (Vote for 1)
57 ballots (0 over voted ballots, 0 overvotes, 10 blank voted), 308 registered voters, turnout 18.51%

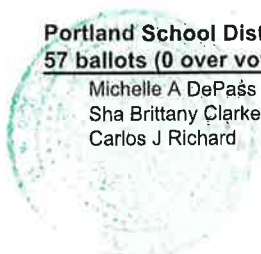
Kristin Cornuelle	37	78.72%
Shira Newman	10	21.28%
Write-in	0	0.00%
Total	47	100.00%

Portland School District 1J, Director, Zone 1 (Vote for 1)
57 ballots (0 over voted ballots, 0 overvotes, 3 blank voted), 308 registered voters, turnout 18.51%

Jeff Sosne	2	3.70%
Andrew J Scott	52	96.30%
Write-in	0	0.00%
Total	54	100.00%

Portland School District 1J, Director, Zone 2 (Vote for 1)
57 ballots (0 over voted ballots, 0 overvotes, 1 blank voted), 308 registered voters, turnout 18.51%

Michelle A DePaas	52	92.86%
Sha Brittany Clarke	4	7.14%
Carlos J Richard	0	0.00%



Statement of Votes Cast by Precinct
 Washington County, May 21, 2019 Special District
 All Precincts, All Districts, All ScanStations, All Contests, All Boxes
 Official Election Results

Total Ballots Cast: 71319, Registered Voters: 360972, Overall Turnout: 19.76%

Choice	Votes	Vote %
Write-in	0	0.00%
Total	56	100.00%

Portland School District 1J, Director, Zone 3 (Vote for 1)

57 ballots (0 over voted ballots, 0 overvotes, 5 blank voted), 308 registered voters, turnout 18.51%

Wes Soderback	5	9.62%
Deb Mayer	19	36.54%
Amy Kohnstamm	28	53.85%
Write-in	0	0.00%
Total	52	100.00%

Portland School District 1J, Director, Zone 7 (Vote for 1)

57 ballots (0 over voted ballots, 0 overvotes, 4 blank voted), 308 registered voters, turnout 18.51%

Robert Schultz	5	9.43%
Eilidh Lowery	48	90.57%
Write-in	0	0.00%
Total	53	100.00%

Tualatin Valley Water District, Commissioner, Position 4 (Vote for 1)

57 ballots (0 over voted ballots, 0 overvotes, 12 blank voted), 308 registered voters, turnout 18.51%

Todd Sanders	44	97.78%
Write-in	1	2.22%
Total	45	100.00%

Tualatin Valley Water District, Commissioner, Position 5 (Vote for 1)

57 ballots (0 over voted ballots, 0 overvotes, 12 blank voted), 308 registered voters, turnout 18.51%

Jim Doane	44	97.78%
Write-in	1	2.22%
Total	45	100.00%

Precinct 376

Portland Community College, Director, Zone 7 (Vote for 1)

468 ballots (0 over voted ballots, 0 overvotes, 155 blank voted), 2191 registered voters, turnout 21.36%

Alex Diaz Rios	308	98.40%
Write-in	5	1.60%
Total	313	100.00%

Beaverton School District 48J, Director, Zone 3 (Vote for 1)

468 ballots (0 over voted ballots, 0 overvotes, 148 blank voted), 2191 registered voters, turnout 21.36%

Eric Simpson	318	99.38%
Write-in	2	0.62%
Total	320	100.00%

Beaverton School District 48J, Director, Zone 6 (Vote for 1)

468 ballots (0 over voted ballots, 0 overvotes, 160 blank voted), 2191 registered voters, turnout 21.36%

Becky Tymchuk	305	99.03%
Write-in	3	0.97%
Total	308	100.00%

Beaverton School District 48J, Director, Zone 7 (Vote for 1)

468 ballots (0 over voted ballots, 0 overvotes, 154 blank voted), 2191 registered voters, turnout 21.36%

Tom Colett	310	98.73%
Write-in	4	1.27%
Total	314	100.00%

Tualatin Valley Fire and Rescue District, Dir, Position 4 (Vote for 1)

468 ballots (1 over voted ballots, 1 overvotes, 90 blank voted), 2191 registered voters, turnout 21.36%

Robert A Satterwhite	157	41.64%
----------------------	-----	--------



Statement of Votes Cast by Precinct
 Washington County, May 21, 2019 Special District
 All Precincts, All Districts, All ScanStations, All Contests, All Boxes
 Official Election Results

Total Ballots Cast: 71319, Registered Voters: 360972, Overall Turnout: 19.76%

Choice	Votes	Vote %
Randy Lauer	219	58.09%
Write-in	1	0.27%
Total	377	100.00%

Tualatin Valley Fire and Rescue District, Dir, Position 5 (Vote for 1)

468 ballots (0 over voted ballots, 0 overvotes, 91 blank voted), 2191 registered voters, turnout 21.36%

Justin Dillingham	184	48.81%
Brian Clopton	143	37.93%
Jason Hitzert	13	3.45%
Kevin Van Dyke	36	9.55%
Write-in	1	0.27%
Total	377	100.00%

Tualatin Valley Water District, Commissioner, Position 4 (Vote for 1)

468 ballots (0 over voted ballots, 0 overvotes, 157 blank voted), 2191 registered voters, turnout 21.36%

Todd Sanders	309	99.36%
Write-in	2	0.64%
Total	311	100.00%

Tualatin Valley Water District, Commissioner, Position 5 (Vote for 1)

468 ballots (0 over voted ballots, 0 overvotes, 157 blank voted), 2191 registered voters, turnout 21.36%

Jim Doane	309	99.36%
Write-in	2	0.64%
Total	311	100.00%

THPRD, Director, Position 2 (Vote for 1)

468 ballots (0 over voted ballots, 0 overvotes, 84 blank voted), 2191 registered voters, turnout 21.36%

Wendy Kroger	283	73.70%
Amber WilsonValdivia	100	26.04%
Write-in	1	0.26%
Total	384	100.00%

THPRD, Director, Position 3 (Vote for 1)

468 ballots (0 over voted ballots, 0 overvotes, 83 blank voted), 2191 registered voters, turnout 21.36%

Hartmeier-Prigg	244	63.38%
Bill Kanable	140	36.36%
Write-in	1	0.26%
Total	385	100.00%

THPRD, Director, Position 4 (Vote for 1)

468 ballots (0 over voted ballots, 0 overvotes, 78 blank voted), 2191 registered voters, turnout 21.36%

Mahesh Udata	32	8.21%
John Griffiths	168	43.08%
Heidi Edwards	189	48.46%
Write-in	1	0.26%
Total	390	100.00%

THPRD, Director, Position 5 (Vote for 1)

468 ballots (0 over voted ballots, 0 overvotes, 93 blank voted), 2191 registered voters, turnout 21.36%

Tya Ping	190	50.67%
Ali Kavarianian	146	38.93%
Bhaskar Aluru	38	10.13%
Write-in	1	0.27%
Total	375	100.00%

Measure 34-286 Tualatin Valley Fire and Rescue District (Vote for 1)

468 ballots (0 over voted ballots, 0 overvotes, 36 blank voted), 2191 registered voters, turnout 21.36%

Yes	359	83.10%
No	73	16.90%



Statement of Votes Cast by Precinct
Washington County, May 21, 2019 Special District
All Precincts, All Districts, All ScanStations, All Contests, All Boxes
Official Election Results

Page: 93 of 185
2019-06-06
15:41:55

Total Ballots Cast: 71319, Registered Voters: 360972, Overall Turnout: 19.76%

Choice	Votes	Vote %
Total	432	100.00%

Precinct 377

Beaverton School District 48J, Director, Zone 3 (Vote for 1)

753 ballots (0 over voted ballots, 0 overvotes, 262 blank voted), 2594 registered voters, turnout 29.03%

Eric Simpson	491	100.00%
Write-in	0	0.00%
Total	491	100.00%

Beaverton School District 48J, Director, Zone 6 (Vote for 1)

753 ballots (0 over voted ballots, 0 overvotes, 283 blank voted), 2594 registered voters, turnout 29.03%

Becky Tymchuk	468	99.57%
Write-in	2	0.43%
Total	470	100.00%

Beaverton School District 48J, Director, Zone 7 (Vote for 1)

753 ballots (0 over voted ballots, 0 overvotes, 285 blank voted), 2594 registered voters, turnout 29.03%

Tom Colett	468	100.00%
Write-in	0	0.00%
Total	468	100.00%

Tualatin Valley Fire and Rescue District, Dir, Position 4 (Vote for 1)

753 ballots (0 over voted ballots, 0 overvotes, 167 blank voted), 2594 registered voters, turnout 29.03%

Robert A Satterwhite	192	32.76%
Randy Lauer	394	67.24%
Write-in	0	0.00%
Total	586	100.00%

Tualatin Valley Fire and Rescue District, Dir, Position 5 (Vote for 1)

753 ballots (1 over voted ballots, 1 overvotes, 182 blank voted), 2594 registered voters, turnout 29.03%

Justin Dillingham	290	50.88%
Brian Clopton	204	35.79%
Jason Hitzert	22	3.86%
Kevin Van Dyke	54	9.47%
Write-in	0	0.00%
Total	570	100.00%

Tualatin Valley Water District, Commissioner, Position 4 (Vote for 1)

728 ballots (0 over voted ballots, 0 overvotes, 264 blank voted), 2498 registered voters, turnout 29.14%

Todd Sanders	464	100.00%
Write-in	0	0.00%
Total	464	100.00%

Tualatin Valley Water District, Commissioner, Position 5 (Vote for 1)

728 ballots (0 over voted ballots, 0 overvotes, 275 blank voted), 2498 registered voters, turnout 29.14%

Jim Doane	453	100.00%
Write-in	0	0.00%
Total	453	100.00%

THPRD, Director, Position 2 (Vote for 1)

259 ballots (0 over voted ballots, 0 overvotes, 64 blank voted), 1103 registered voters, turnout 23.48%

Wendy Kroger	125	64.10%
Amber WilsonValdivia	70	35.90%
Write-in	0	0.00%
Total	195	100.00%

THPRD, Director, Position 3 (Vote for 1)

259 ballots (0 over voted ballots, 0 overvotes, 61 blank voted), 1103 registered voters, turnout 23.48%



Statement of Votes Cast by Precinct
 Washington County, May 21, 2019 Special District
 All Precincts, All Districts, All ScanStations, All Contests, All Boxes
 Official Election Results

Page: 94 of 185
 2019-06-06
 15:41:55

Total Ballots Cast: 71319, Registered Voters: 360972, Overall Turnout: 19.76%

Choice	Votes	Vote %
Hartmeier-Prigg	139	70.20%
Bill Kanable	59	29.80%
Write-in	0	0.00%
Total	198	100.00%

THPRD, Director, Position 4 (Vote for 1)

259 ballots (0 over voted ballots, 0 overvotes, 60 blank voted), 1103 registered voters, turnout 23.48%

Mahesh Udata	27	13.57%
John Griffiths	88	44.22%
Heidi Edwards	84	42.21%
Write-in	0	0.00%
Total	199	100.00%

THPRD, Director, Position 5 (Vote for 1)

259 ballots (0 over voted ballots, 0 overvotes, 50 blank voted), 1103 registered voters, turnout 23.48%

Tya Ping	107	51.20%
Ali Kavianian	63	30.14%
Bhaskar Aluru	37	17.70%
Write-in	2	0.96%
Total	209	100.00%

Measure 34-286 Tualatin Valley Fire and Rescue District (Vote for 1)

753 ballots (0 over voted ballots, 0 overvotes, 35 blank voted), 2594 registered voters, turnout 29.03%

Yes	600	83.57%
No	118	16.43%
Total	718	100.00%

Precinct 378

Multnomah Education Service District, Director, Position 6, (Vote for 1)

228 ballots (0 over voted ballots, 0 overvotes, 113 blank voted), 1085 registered voters, turnout 21.01%

Kristin Cornuelle	85	73.91%
Shira Newman	27	23.48%
Write-in	3	2.61%
Total	115	100.00%

Beaverton School District 48J, Director, Zone 3 (Vote for 1)

130 ballots (0 over voted ballots, 0 overvotes, 42 blank voted), 913 registered voters, turnout 14.24%

Eric Simpson	87	98.86%
Write-in	1	1.14%
Total	88	100.00%

Beaverton School District 48J, Director, Zone 6 (Vote for 1)

130 ballots (0 over voted ballots, 0 overvotes, 40 blank voted), 913 registered voters, turnout 14.24%

Becky Tymchuk	88	97.78%
Write-in	2	2.22%
Total	90	100.00%

Beaverton School District 48J, Director, Zone 7 (Vote for 1)

130 ballots (0 over voted ballots, 0 overvotes, 41 blank voted), 913 registered voters, turnout 14.24%

Tom Colett	89	100.00%
Write-in	0	0.00%
Total	89	100.00%

Portland School District 1J, Director, Zone 1 (Vote for 1)

228 ballots (0 over voted ballots, 0 overvotes, 59 blank voted), 1085 registered voters, turnout 21.01%

Jeff Sosne	21	12.43%
Andrew J Scott	148	87.57%
Write-in	0	0.00%



Statement of Votes Cast by Precinct
 Washington County, May 21, 2019 Special District
 All Precincts, All Districts, All ScanStations, All Contests, All Boxes
 Official Election Results

Page: 95 of 185
 2019-06-06
 15:41:55

Total Ballots Cast: 71319, Registered Voters: 360972, Overall Turnout: 19.76%

Choice	Votes	Vote %
Total	169	100.00%

Portland School District 1J, Director, Zone 2 (Vote for 1)

228 ballots (0 over voted ballots, 0 overvotes, 56 blank voted), 1085 registered voters, turnout 21.01%

Michelle A DePass	144	83.72%
Sha Brittany Clarke	21	12.21%
Carlos J Richard	7	4.07%
Write-in	0	0.00%
Total	172	100.00%

Portland School District 1J, Director, Zone 3 (Vote for 1)

228 ballots (0 over voted ballots, 0 overvotes, 92 blank voted), 1085 registered voters, turnout 21.01%

Wes Soderback	14	10.29%
Deb Mayer	39	28.68%
Amy Kohnstamm	81	59.56%
Write-in	2	1.47%
Total	136	100.00%

Portland School District 1J, Director, Zone 7 (Vote for 1)

228 ballots (0 over voted ballots, 0 overvotes, 65 blank voted), 1085 registered voters, turnout 21.01%

Robert Schultz	35	21.47%
Eilidh Lowery	128	78.53%
Write-in	0	0.00%
Total	163	100.00%

Tualatin Valley Fire and Rescue District, Dir, Position 4 (Vote for 1)

358 ballots (0 over voted ballots, 0 overvotes, 86 blank voted), 1998 registered voters, turnout 17.92%

Robert A Satterwhite	133	48.90%
Randy Lauer	139	51.10%
Write-in	0	0.00%
Total	272	100.00%

Tualatin Valley Fire and Rescue District, Dir, Position 5 (Vote for 1)

358 ballots (3 over voted ballots, 3 overvotes, 87 blank voted), 1998 registered voters, turnout 17.92%

Justin Dillingham	135	50.37%
Brian Clopton	101	37.69%
Jason Hitzert	19	7.09%
Kevin Van Dyke	12	4.48%
Write-in	1	0.37%
Total	268	100.00%

West Slope Water District, Commissioner, Position 1 (Vote for 1)

258 ballots (0 over voted ballots, 0 overvotes, 76 blank voted), 1209 registered voters, turnout 21.34%

Paul J Schuler	38	20.88%
Andrew C Smith	143	78.57%
Write-in	1	0.55%
Total	182	100.00%

West Slope Water District, Commissioner, Position 2 (Vote for 1)

258 ballots (0 over voted ballots, 0 overvotes, 111 blank voted), 1209 registered voters, turnout 21.34%

Carol M Wild	144	97.96%
Write-in	3	2.04%
Total	147	100.00%

THPRD, Director, Position 2 (Vote for 1)

358 ballots (0 over voted ballots, 0 overvotes, 78 blank voted), 1998 registered voters, turnout 17.92%

Wendy Kroger	199	71.07%
Amber WilsonValdivia	79	28.21%
Write-in	2	0.71%



Statement of Votes Cast by Precinct
 Washington County, May 21, 2019 Special District
 All Precincts, All Districts, All ScanStations, All Contests, All Boxes
 Official Election Results

Page: 96 of 185
 2019-06-06
 15:41:55

Total Ballots Cast: 71319, Registered Voters: 360972, Overall Turnout: 19.76%

Choice	Votes	Vote %
Total	280	100.00%

THPRD, Director, Position 3 (Vote for 1)

358 ballots (0 over voted ballots, 0 overvotes, 69 blank voted), 1998 registered voters, turnout 17.92%

Hartmeier-Prigg	219	75.78%
Bill Kanable	67	23.18%
Write-in	3	1.04%
Total	289	100.00%

THPRD, Director, Position 4 (Vote for 1)

358 ballots (0 over voted ballots, 0 overvotes, 80 blank voted), 1998 registered voters, turnout 17.92%

Mahesh Udata	15	5.40%
John Griffiths	89	32.01%
Heidi Edwards	170	61.15%
Write-in	4	1.44%
Total	278	100.00%

THPRD, Director, Position 5 (Vote for 1)

358 ballots (0 over voted ballots, 0 overvotes, 70 blank voted), 1998 registered voters, turnout 17.92%

Tya Ping	166	57.64%
Ali Kavianian	107	37.15%
Bhaskar Aluru	15	5.21%
Write-in	0	0.00%
Total	288	100.00%

Measure 34-286 Tualatin Valley Fire and Rescue District (Vote for 1)

358 ballots (0 over voted ballots, 0 overvotes, 22 blank voted), 1998 registered voters, turnout 17.92%

Yes	287	85.42%
No	49	14.58%
Total	336	100.00%

Precinct 379

Beaverton School District 48J, Director, Zone 3 (Vote for 1)

1468 ballots (0 over voted ballots, 0 overvotes, 500 blank voted), 8166 registered voters, turnout 17.98%

Eric Simpson	953	98.45%
Write-in	15	1.55%
Total	968	100.00%

Beaverton School District 48J, Director, Zone 6 (Vote for 1)

1468 ballots (0 over voted ballots, 0 overvotes, 497 blank voted), 8166 registered voters, turnout 17.98%

Becky Tymchuk	958	98.66%
Write-in	13	1.34%
Total	971	100.00%

Beaverton School District 48J, Director, Zone 7 (Vote for 1)

1468 ballots (0 over voted ballots, 0 overvotes, 509 blank voted), 8166 registered voters, turnout 17.98%

Tom Colett	946	98.64%
Write-in	13	1.36%
Total	959	100.00%

Tualatin Valley Fire and Rescue District, Dir, Position 4 (Vote for 1)

1468 ballots (0 over voted ballots, 0 overvotes, 337 blank voted), 8166 registered voters, turnout 17.98%

Robert A Satterwhite	509	45.00%
Randy Lauer	619	54.73%
Write-in	3	0.27%
Total	1131	100.00%



Statement of Votes Cast by Precinct
 Washington County, May 21, 2019 Special District
 All Precincts, All Districts, All ScanStations, All Contests, All Boxes
 Official Election Results

Page: 97 of 185
 2019-06-06
 15:41:55

Total Ballots Cast: 71319, Registered Voters: 360972, Overall Turnout: 19.76%

Choice	Votes	Vote %
Tualatin Valley Fire and Rescue District, Dir, Position 5 (Vote for 1)		
1468 ballots (1 over voted ballots, 1 overvotes, 350 blank voted), 8166 registered voters, turnout 17.98%		
Justin Dillingham	568	50.85%
Brian Clopton	359	32.14%
Jason Hitzert	51	4.57%
Kevin Van Dyke	139	12.44%
Write-in	0	0.00%
Total	1117	100.00%

THPRD, Director, Position 2 (Vote for 1)		
1468 ballots (0 over voted ballots, 0 overvotes, 289 blank voted), 8166 registered voters, turnout 17.98%		
Wendy Kroger	837	70.99%
Amber WilsonValdivia	340	28.84%
Write-in	2	0.17%
Total	1179	100.00%

THPRD, Director, Position 3 (Vote for 1)		
1468 ballots (0 over voted ballots, 0 overvotes, 277 blank voted), 8166 registered voters, turnout 17.98%		
Hartmeier-Prigg	777	65.24%
Bill Kanable	412	34.59%
Write-in	2	0.17%
Total	1191	100.00%

THPRD, Director, Position 4 (Vote for 1)		
1468 ballots (0 over voted ballots, 0 overvotes, 284 blank voted), 8166 registered voters, turnout 17.98%		
Mahesh Udata	87	7.35%
John Griffiths	458	38.68%
Heidi Edwards	637	53.80%
Write-in	2	0.17%
Total	1184	100.00%

THPRD, Director, Position 5 (Vote for 1)		
1468 ballots (0 over voted ballots, 0 overvotes, 283 blank voted), 8166 registered voters, turnout 17.98%		
Tya Ping	663	55.95%
Ali Kavianian	434	36.62%
Bhaskar Aluru	86	7.26%
Write-in	2	0.17%
Total	1185	100.00%

Measure 34-286 Tualatin Valley Fire and Rescue District (Vote for 1)		
1468 ballots (0 over voted ballots, 0 overvotes, 39 blank voted), 8166 registered voters, turnout 17.98%		
Yes	1212	84.81%
No	217	15.19%
Total	1429	100.00%

Precinct 380

Beaverton School District 48J, Director, Zone 3 (Vote for 1)		
1782 ballots (0 over voted ballots, 0 overvotes, 663 blank voted), 7461 registered voters, turnout 23.88%		
Eric Simpson	1099	98.21%
Write-in	20	1.79%
Total	1119	100.00%

Beaverton School District 48J, Director, Zone 6 (Vote for 1)		
1782 ballots (0 over voted ballots, 0 overvotes, 647 blank voted), 7461 registered voters, turnout 23.88%		
Becky Tymchuk	1110	97.80%
Write-in	25	2.20%
Total	1135	100.00%



Statement of Votes Cast by Precinct
 Washington County, May 21, 2019 Special District
 All Precincts, All Districts, All ScanStations, All Contests, All Boxes
 Official Election Results

Page: 98 of 185
 2019-06-06
 15:41:55

Total Ballots Cast: 71319, Registered Voters: 360972, Overall Turnout: 19.76%

Choice	Votes	Vote %
Beaverton School District 48J, Director, Zone 7 (Vote for 1)		
1782 ballots (0 over voted ballots, 0 overvotes, 657 blank voted), 7461 registered voters, turnout 23.88%		

Tom Colett	1105	98.22%
Write-in	20	1.78%
Total	1125	100.00%

Tualatin Valley Fire and Rescue District, Dir, Position 4 (Vote for 1)		
1782 ballots (0 over voted ballots, 0 overvotes, 412 blank voted), 7461 registered voters, turnout 23.88%		

Robert A Satterwhite	611	44.60%
Randy Lauer	754	55.04%
Write-in	5	0.36%
Total	1370	100.00%

Tualatin Valley Fire and Rescue District, Dir, Position 5 (Vote for 1)		
1782 ballots (1 over voted ballots, 1 overvotes, 428 blank voted), 7461 registered voters, turnout 23.88%		

Justin Dillingham	661	48.85%
Brian Clopton	489	36.14%
Jason Hitzert	58	4.29%
Kevin Van Dyke	143	10.57%
Write-in	2	0.15%
Total	1353	100.00%

THPRD, Director, Position 2 (Vote for 1)		
1782 ballots (0 over voted ballots, 0 overvotes, 356 blank voted), 7461 registered voters, turnout 23.88%		

Wendy Kroger	1069	74.96%
Amber WilsonValdivia	353	24.75%
Write-in	4	0.28%
Total	1426	100.00%

THPRD, Director, Position 3 (Vote for 1)		
1782 ballots (0 over voted ballots, 0 overvotes, 324 blank voted), 7461 registered voters, turnout 23.88%		

Hartmeier-Prigg	950	65.16%
Bill Kanable	504	34.57%
Write-in	4	0.27%
Total	1458	100.00%

THPRD, Director, Position 4 (Vote for 1)		
1782 ballots (0 over voted ballots, 0 overvotes, 353 blank voted), 7461 registered voters, turnout 23.88%		


Mahesh Udata	59	4.13%
John Griffiths	591	41.36%
Heidi Edwards	774	54.16%
Write-in	5	0.35%
Total	1429	100.00%

THPRD, Director, Position 5 (Vote for 1)		
1782 ballots (0 over voted ballots, 0 overvotes, 338 blank voted), 7461 registered voters, turnout 23.88%		

Tya Ping	770	53.32%
Ali Kavarianian	596	41.27%
Bhaskar Aluru	74	5.12%
Write-in	4	0.28%
Total	1444	100.00%

Measure 34-286 Tualatin Valley Fire and Rescue District (Vote for 1)		
1782 ballots (0 over voted ballots, 0 overvotes, 55 blank voted), 7461 registered voters, turnout 23.88%		

Yes	1428	82.69%
No	299	17.31%
Total	1727	100.00%



Statement of Votes Cast by Precinct
 Washington County, May 21, 2019 Special District
 All Precincts, All Districts, All ScanStations, All Contests, All Boxes
 Official Election Results

Page: 99 of 185
 2019-06-06
 15:41:55

Total Ballots Cast: 71319, Registered Voters: 360972, Overall Turnout: 19.76%

Choice	Votes	Vote %
--------	-------	--------

Precinct 381

Beaverton School District 48J, Director, Zone 3 (Vote for 1)

19 ballots (0 over voted ballots, 0 overvotes, 10 blank voted), 130 registered voters, turnout 14.62%

Eric Simpson	9	100.00%
Write-in	0	0.00%
Total	9	100.00%

Beaverton School District 48J, Director, Zone 6 (Vote for 1)

19 ballots (0 over voted ballots, 0 overvotes, 10 blank voted), 130 registered voters, turnout 14.62%

Becky Tymchuk	9	100.00%
Write-in	0	0.00%
Total	9	100.00%

Beaverton School District 48J, Director, Zone 7 (Vote for 1)

19 ballots (0 over voted ballots, 0 overvotes, 10 blank voted), 130 registered voters, turnout 14.62%

Tom Colett	9	100.00%
Write-in	0	0.00%
Total	9	100.00%

Tualatin Valley Fire and Rescue District, Dir, Position 4 (Vote for 1)

19 ballots (0 over voted ballots, 0 overvotes, 5 blank voted), 130 registered voters, turnout 14.62%

Robert A Satterwhite	2	14.29%
Randy Lauer	12	85.71%
Write-in	0	0.00%
Total	14	100.00%

Tualatin Valley Fire and Rescue District, Dir, Position 5 (Vote for 1)

19 ballots (0 over voted ballots, 0 overvotes, 8 blank voted), 130 registered voters, turnout 14.62%

Justin Dillingham	3	27.27%
Brian Clopton	6	54.55%
Jason Hitzert	0	0.00%
Kevin Van Dyke	2	18.18%
Write-in	0	0.00%
Total	11	100.00%

Tualatin Valley Water District, Commissioner, Position 4 (Vote for 1)

4 ballots (0 over voted ballots, 0 overvotes, 1 blank voted), 49 registered voters, turnout 8.16%

Todd Sanders	3	100.00%
Write-in	0	0.00%
Total	3	100.00%

Tualatin Valley Water District, Commissioner, Position 5 (Vote for 1)

4 ballots (0 over voted ballots, 0 overvotes, 1 blank voted), 49 registered voters, turnout 8.16%

Jim Doane	3	100.00%
Write-in	0	0.00%
Total	3	100.00%

THPRD, Director, Position 2 (Vote for 1)

3 ballots (0 over voted ballots, 0 overvotes, 0 blank voted), 35 registered voters, turnout 8.57%

Wendy Kroger	2	66.67%
Amber WilsonValdivia	1	33.33%
Write-in	0	0.00%
Total	3	100.00%

THPRD, Director, Position 3 (Vote for 1)

3 ballots (0 over voted ballots, 0 overvotes, 0 blank voted), 35 registered voters, turnout 8.57%

Hartmeier-Prigg	2	66.67%
Bill Kanable	1	33.33%
Write-in	0	0.00%



Statement of Votes Cast by Precinct
Washington County, May 21, 2019 Special District
All Precincts, All Districts, All ScanStations, All Contests, All Boxes
Official Election Results

Page: 100 of 185
2019-06-06
15:41:55

Total Ballots Cast: 71319, Registered Voters: 360972, Overall Turnout: 19.76%

Choice	Votes	Vote %
Total	3	100.00%

THPRD, Director, Position 4 (Vote for 1)

3 ballots (0 over voted ballots, 0 overvotes, 0 blank voted), 35 registered voters, turnout 8.57%

Mahesh Udata	0	0.00%
John Griffiths	1	33.33%
Heidi Edwards	2	66.67%
Write-in	0	0.00%
Total	3	100.00%

THPRD, Director, Position 5 (Vote for 1)

3 ballots (0 over voted ballots, 0 overvotes, 0 blank voted), 35 registered voters, turnout 8.57%

Tya Ping	2	66.67%
Ali Kavianian	1	33.33%
Bhaskar Aluru	0	0.00%
Write-in	0	0.00%
Total	3	100.00%

Measure 34-286 Tualatin Valley Fire and Rescue District (Vote for 1)

19 ballots (0 over voted ballots, 0 overvotes, 0 blank voted), 130 registered voters, turnout 14.62%

Yes	13	68.42%
No	6	31.58%
Total	19	100.00%

Precinct 382

Beaverton School District 48J, Director, Zone 3 (Vote for 1)

248 ballots (0 over voted ballots, 0 overvotes, 82 blank voted), 2237 registered voters, turnout 11.09%

Eric Simpson	163	98.19%
Write-in	3	1.81%
Total	166	100.00%

Beaverton School District 48J, Director, Zone 6 (Vote for 1)

248 ballots (0 over voted ballots, 0 overvotes, 80 blank voted), 2237 registered voters, turnout 11.09%

Becky Tymchuk	163	97.02%
Write-in	5	2.98%
Total	168	100.00%

Beaverton School District 48J, Director, Zone 7 (Vote for 1)

248 ballots (0 over voted ballots, 0 overvotes, 81 blank voted), 2237 registered voters, turnout 11.09%

Tom Colett	164	98.20%
Write-in	3	1.80%
Total	167	100.00%

Hillsboro School District 1J, Director, Position 4 (Vote for 1)

102 ballots (0 over voted ballots, 0 overvotes, 18 blank voted), 734 registered voters, turnout 13.90%

See Eun Kim	55	65.48%
Bart Rask	29	34.52%
Write-in	0	0.00%
Total	84	100.00%

Hillsboro School District 1J, Director, Position 5 (Vote for 1)

102 ballots (0 over voted ballots, 0 overvotes, 39 blank voted), 734 registered voters, turnout 13.90%

Lisa Allen	62	98.41%
Write-in	1	1.59%
Total	63	100.00%

Hillsboro School District 1J, Director, Position 7 (Vote for 1)

102 ballots (0 over voted ballots, 0 overvotes, 43 blank voted), 734 registered voters, turnout 13.90%



Statement of Votes Cast by Precinct
 Washington County, May 21, 2019 Special District
 All Precincts, All Districts, All ScanStations, All Contests, All Boxes
 Official Election Results

Total Ballots Cast: 71319, Registered Voters: 360972, Overall Turnout: 19.76%

Choice	Votes	Vote %
Yadira Martinez	58	98.31%
Write-in	1	1.69%
Total	59	100.00%

Tualatin Valley Fire and Rescue District, Dir, Position 4 (Vote for 1)

350 ballots (0 over voted ballots, 0 overvotes, 80 blank voted), 2971 registered voters, turnout 11.78%

Robert A Satterwhite	127	47.04%
Randy Lauer	139	51.48%
Write-in	4	1.48%
Total	270	100.00%

Tualatin Valley Fire and Rescue District, Dir, Position 5 (Vote for 1)

350 ballots (1 over voted ballots, 1 overvotes, 83 blank voted), 2971 registered voters, turnout 11.78%

Justin Dillingham	131	49.25%
Brian Clopton	73	27.44%
Jason Hitzert	11	4.14%
Kevin Van Dyke	46	17.29%
Write-in	5	1.88%
Total	266	100.00%

Tualatin Valley Water District, Commissioner, Position 4 (Vote for 1)

350 ballots (0 over voted ballots, 0 overvotes, 126 blank voted), 2971 registered voters, turnout 11.78%

Todd Sanders	220	98.21%
Write-in	4	1.79%
Total	224	100.00%

Tualatin Valley Water District, Commissioner, Position 5 (Vote for 1)

350 ballots (0 over voted ballots, 0 overvotes, 127 blank voted), 2971 registered voters, turnout 11.78%

Jim Doane	219	98.21%
Write-in	4	1.79%
Total	223	100.00%

THPRD, Director, Position 2 (Vote for 1)

248 ballots (0 over voted ballots, 0 overvotes, 60 blank voted), 2237 registered voters, turnout 11.09%

Wendy Kroger	128	68.09%
Amber WilsonValdivia	59	31.38%
Write-in	1	0.53%
Total	188	100.00%

THPRD, Director, Position 3 (Vote for 1)

248 ballots (0 over voted ballots, 0 overvotes, 55 blank voted), 2237 registered voters, turnout 11.09%

Hartmeier-Prigg	115	59.59%
Bill Kanable	75	38.86%
Write-in	3	1.55%
Total	193	100.00%

THPRD, Director, Position 4 (Vote for 1)

248 ballots (0 over voted ballots, 0 overvotes, 56 blank voted), 2237 registered voters, turnout 11.09%

Mahesh Udata	12	6.25%
John Griffiths	71	36.98%
Heidi Edwards	106	55.21%
Write-in	3	1.56%
Total	192	100.00%

THPRD, Director, Position 5 (Vote for 1)

248 ballots (0 over voted ballots, 0 overvotes, 56 blank voted), 2237 registered voters, turnout 11.09%

Tya Ping	112	58.33%
Ali Kavianian	67	34.90%
Bhaskar Aluru	11	5.73%
Write-in	2	1.04%



Statement of Votes Cast by Precinct
 Washington County, May 21, 2019 Special District
 All Precincts, All Districts, All ScanStations, All Contests, All Boxes
 Official Election Results

Total Ballots Cast: 71319, Registered Voters: 360972, Overall Turnout: 19.76%

Choice	Votes	Vote %
Total	192	100.00%

Measure 34-286 Tualatin Valley Fire and Rescue District (Vote for 1)

350 ballots (0 over voted ballots, 0 overvotes, 13 blank voted), 2971 registered voters, turnout 11.78%

Yes	288	85.46%
No	49	14.54%
Total	337	100.00%

Precinct 383

Beaverton School District 48J, Director, Zone 3 (Vote for 1)

311 ballots (0 over voted ballots, 0 overvotes, 117 blank voted), 1185 registered voters, turnout 26.24%

Eric Simpson	190	97.94%
Write-in	4	2.06%
Total	194	100.00%

Beaverton School District 48J, Director, Zone 6 (Vote for 1)

311 ballots (0 over voted ballots, 0 overvotes, 115 blank voted), 1185 registered voters, turnout 26.24%

Becky Tymchuk	189	96.43%
Write-in	7	3.57%
Total	196	100.00%

Beaverton School District 48J, Director, Zone 7 (Vote for 1)

311 ballots (0 over voted ballots, 0 overvotes, 116 blank voted), 1185 registered voters, turnout 26.24%

Tom Colett	189	96.92%
Write-in	6	3.08%
Total	195	100.00%

Tualatin Valley Fire and Rescue District, Dir, Position 4 (Vote for 1)

311 ballots (0 over voted ballots, 0 overvotes, 77 blank voted), 1185 registered voters, turnout 26.24%

Robert A Satterwhite	106	45.30%
Randy Lauer	126	53.85%
Write-in	2	0.85%
Total	234	100.00%

Tualatin Valley Fire and Rescue District, Dir, Position 5 (Vote for 1)

311 ballots (1 over voted ballots, 1 overvotes, 78 blank voted), 1185 registered voters, turnout 26.24%

Justin Dillingham	107	46.12%
Brian Clopton	102	43.97%
Jason Hitzert	7	3.02%
Kevin Van Dyke	14	6.03%
Write-in	2	0.86%
Total	232	100.00%

Raleigh Water District, Commissioner, Position 1 (Vote for 1)

18 ballots (0 over voted ballots, 0 overvotes, 8 blank voted), 71 registered voters, turnout 25.35%

Robert Ems	10	100.00%
Write-in	0	0.00%
Total	10	100.00%

Raleigh Water District, Commissioner, Position 4 (Vote for 1)

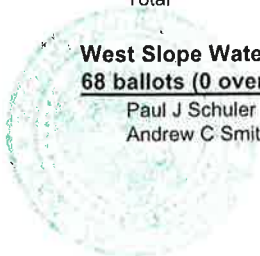
18 ballots (0 over voted ballots, 0 overvotes, 17 blank voted), 71 registered voters, turnout 25.35%

Write-in	1	100.00%
Total	1	100.00%

West Slope Water District, Commissioner, Position 1 (Vote for 1)

68 ballots (0 over voted ballots, 0 overvotes, 11 blank voted), 340 registered voters, turnout 20.00%

Paul J Schuler	15	26.32%
Andrew C Smith	41	71.93%



Statement of Votes Cast by Precinct
Washington County, May 21, 2019 Special District
All Precincts, All Districts, All ScanStations, All Contests, All Boxes
Official Election Results

Page: 103 of 185
2019-06-06
15:41:55

Total Ballots Cast: 71319, Registered Voters: 360972, Overall Turnout: 19.76%

Choice	Votes	Vote %
Write-in	1	1.75%
Total	57	100.00%

West Slope Water District, Commissioner, Position 2 (Vote for 1)

68 ballots (0 over voted ballots, 0 overvotes, 29 blank voted), 340 registered voters, turnout 20.00%

Carol M Wild	38	97.44%
Write-in	1	2.56%
Total	39	100.00%

THPRD, Director, Position 2 (Vote for 1)

311 ballots (1 over voted ballots, 1 overvotes, 72 blank voted), 1185 registered voters, turnout 26.24%

Wendy Kroger	183	76.89%
Amber WilsonValdivia	52	21.85%
Write-in	3	1.26%
Total	238	100.00%

THPRD, Director, Position 3 (Vote for 1)

311 ballots (0 over voted ballots, 0 overvotes, 71 blank voted), 1185 registered voters, turnout 26.24%

Hartmeier-Prigg	162	67.50%
Bill Kanable	76	31.67%
Write-in	2	0.83%
Total	240	100.00%

THPRD, Director, Position 4 (Vote for 1)

311 ballots (0 over voted ballots, 0 overvotes, 74 blank voted), 1185 registered voters, turnout 26.24%

Mahesh Udata	23	9.70%
John Griffiths	94	39.66%
Heidi Edwards	118	49.79%
Write-in	2	0.84%
Total	237	100.00%

THPRD, Director, Position 5 (Vote for 1)

311 ballots (0 over voted ballots, 0 overvotes, 75 blank voted), 1185 registered voters, turnout 26.24%

Tya Ping	124	52.54%
Ali Kavarian	97	41.10%
Bhaskar Aluru	11	4.66%
Write-in	4	1.69%
Total	236	100.00%

Measure 34-286 Tualatin Valley Fire and Rescue District (Vote for 1)

311 ballots (0 over voted ballots, 0 overvotes, 8 blank voted), 1185 registered voters, turnout 26.24%

Yes	257	84.82%
No	46	15.18%
Total	303	100.00%

Precinct 384

Beaverton School District 48J, Director, Zone 3 (Vote for 1)

936 ballots (0 over voted ballots, 0 overvotes, 327 blank voted), 3441 registered voters, turnout 27.20%

Eric Simpson	601	98.69%
Write-in	8	1.31%
Total	609	100.00%

Beaverton School District 48J, Director, Zone 6 (Vote for 1)

936 ballots (0 over voted ballots, 0 overvotes, 344 blank voted), 3441 registered voters, turnout 27.20%

Becky Tymchuk	582	98.31%
Write-in	10	1.69%
Total	592	100.00%



Statement of Votes Cast by Precinct
 Washington County, May 21, 2019 Special District
 All Precincts, All Districts, All ScanStations, All Contests, All Boxes
 Official Election Results

Page: 104 of 185
 2019-06-06
 15:41:55

Total Ballots Cast: 71319, Registered Voters: 360972, Overall Turnout: 19.76%

Choice	Votes	Vote %
Beaverton School District 48J, Director, Zone 7 (Vote for 1)		
936 ballots (0 over voted ballots, 0 overvotes, 344 blank voted), 3441 registered voters, turnout 27.20%		
Tom Colett	584	98.65%
Write-in	8	1.35%
Total	592	100.00%

Tualatin Valley Fire and Rescue District, Dir, Position 4 (Vote for 1)		
936 ballots (0 over voted ballots, 0 overvotes, 244 blank voted), 3441 registered voters, turnout 27.20%		
Robert A Satterwhite	321	46.39%
Randy Lauer	366	52.89%
Write-in	5	0.72%
Total	692	100.00%

Tualatin Valley Fire and Rescue District, Dir, Position 5 (Vote for 1)		
936 ballots (2 over voted ballots, 2 overvotes, 248 blank voted), 3441 registered voters, turnout 27.20%		
Justin Dillingham	339	49.42%
Brian Clopton	242	35.28%
Jason Hitzert	31	4.52%
Kevin Van Dyke	70	10.20%
Write-in	4	0.58%
Total	686	100.00%

Raleigh Water District, Commissioner, Position 1 (Vote for 1)		
0 ballots (0 over voted ballots, 0 overvotes, 0 blank voted)		
Robert Ems	0	0.00%
Write-in	0	0.00%
Total	0	0.00%

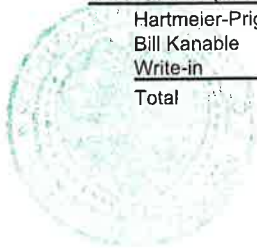
Raleigh Water District, Commissioner, Position 4 (Vote for 1)		
0 ballots (0 over voted ballots, 0 overvotes, 0 blank voted)		
Write-in	0	0.00%
Total	0	0.00%

Tualatin Valley Water District, Commissioner, Position 4 (Vote for 1)		
936 ballots (0 over voted ballots, 0 overvotes, 347 blank voted), 3441 registered voters, turnout 27.20%		
Todd Sanders	583	98.98%
Write-in	6	1.02%
Total	589	100.00%

Tualatin Valley Water District, Commissioner, Position 5 (Vote for 1)		
936 ballots (0 over voted ballots, 0 overvotes, 342 blank voted), 3441 registered voters, turnout 27.20%		
Jim Doane	589	99.16%
Write-in	5	0.84%
Total	594	100.00%

THPRD, Director, Position 2 (Vote for 1)		
936 ballots (0 over voted ballots, 0 overvotes, 230 blank voted), 3441 registered voters, turnout 27.20%		
Wendy Kroger	484	68.56%
Amber WilsonValdivia	219	31.02%
Write-in	3	0.42%
Total	706	100.00%

THPRD, Director, Position 3 (Vote for 1)		
936 ballots (0 over voted ballots, 0 overvotes, 207 blank voted), 3441 registered voters, turnout 27.20%		
Hartmeier-Prigg	542	74.35%
Bill Kanable	185	25.38%
Write-in	2	0.27%
Total	729	100.00%



Statement of Votes Cast by Precinct
 Washington County, May 21, 2019 Special District
 All Precincts, All Districts, All ScanStations, All Contests, All Boxes
 Official Election Results

Page: 105 of 185
 2019-06-06
 15:41:55

Total Ballots Cast: 71319, Registered Voters: 360972, Overall Turnout: 19.76%

Choice	Votes	Vote %
THPRD, Director, Position 4 (Vote for 1)		
936 ballots (2 over voted ballots, 2 overvotes, 213 blank voted), 3441 registered voters, turnout 27.20%		
Mahesh Udata	31	4.30%
John Griffiths	267	37.03%
Heidi Edwards	420	58.25%
Write-in	3	0.42%
Total	721	100.00%

THPRD, Director, Position 5 (Vote for 1)		
936 ballots (1 over voted ballots, 1 overvotes, 219 blank voted), 3441 registered voters, turnout 27.20%		
Tya Ping	456	63.69%
Ali Kavianian	215	30.03%
Bhaskar Aluru	39	5.45%
Write-in	6	0.84%
Total	716	100.00%

Measure 34-286 Tualatin Valley Fire and Rescue District (Vote for 1)		
936 ballots (0 over voted ballots, 0 overvotes, 20 blank voted), 3441 registered voters, turnout 27.20%		
Yes	775	84.61%
No	141	15.39%
Total	916	100.00%

Precinct 385

Beaverton School District 48J, Director, Zone 3 (Vote for 1)		
637 ballots (0 over voted ballots, 0 overvotes, 224 blank voted), 2696 registered voters, turnout 23.63%		
Eric Simpson	412	99.76%
Write-in	1	0.24%
Total	413	100.00%

Beaverton School District 48J, Director, Zone 6 (Vote for 1)		
637 ballots (0 over voted ballots, 0 overvotes, 234 blank voted), 2696 registered voters, turnout 23.63%		
Becky Tymchuk	398	98.76%
Write-in	5	1.24%
Total	403	100.00%

Beaverton School District 48J, Director, Zone 7 (Vote for 1)		
637 ballots (0 over voted ballots, 0 overvotes, 245 blank voted), 2696 registered voters, turnout 23.63%		
Tom Colett	388	98.98%
Write-in	4	1.02%
Total	392	100.00%

Tualatin Valley Fire and Rescue District, Dir, Position 4 (Vote for 1)		
637 ballots (0 over voted ballots, 0 overvotes, 180 blank voted), 2696 registered voters, turnout 23.63%		
Robert A Satterwhite	205	44.86%
Randy Lauer	251	54.92%
Write-in	1	0.22%
Total	457	100.00%

Tualatin Valley Fire and Rescue District, Dir, Position 5 (Vote for 1)		
637 ballots (0 over voted ballots, 0 overvotes, 190 blank voted), 2696 registered voters, turnout 23.63%		
Justin Dillingham	205	45.86%
Brian Clopton	164	36.69%
Jason Hitzert	23	5.15%
Kevin Van Dyke	53	11.86%
Write-in	2	0.45%
Total	447	100.00%



Statement of Votes Cast by Precinct
 Washington County, May 21, 2019 Special District
 All Precincts, All Districts, All ScanStations, All Contests, All Boxes
 Official Election Results

Page: 106 of 185
 2019-06-06
 15:41:55

Total Ballots Cast: 71319, Registered Voters: 360972, Overall Turnout: 19.76%

Choice	Votes	Vote %
Raleigh Water District, Commissioner, Position 1 (Vote for 1)		
637 ballots (0 over voted ballots, 0 overvotes, 252 blank voted), 2696 registered voters, turnout 23.63%		
Robert Ems	378	98.18%
Write-in	7	1.82%
Total	385	100.00%

Raleigh Water District, Commissioner, Position 4 (Vote for 1)		
637 ballots (0 over voted ballots, 0 overvotes, 584 blank voted), 2696 registered voters, turnout 23.63%		
Write-in	53	100.00%
Total	53	100.00%

THPRD, Director, Position 2 (Vote for 1)		
637 ballots (0 over voted ballots, 0 overvotes, 157 blank voted), 2696 registered voters, turnout 23.63%		
Wendy Kroger	357	74.38%
Amber WilsonValdivia	123	25.62%
Write-in	0	0.00%
Total	480	100.00%

THPRD, Director, Position 3 (Vote for 1)		
637 ballots (0 over voted ballots, 0 overvotes, 159 blank voted), 2696 registered voters, turnout 23.63%		
Hartmeier-Prigg	325	67.99%
Bill Kanable	153	32.01%
Write-in	0	0.00%
Total	478	100.00%

THPRD, Director, Position 4 (Vote for 1)		
637 ballots (0 over voted ballots, 0 overvotes, 161 blank voted), 2696 registered voters, turnout 23.63%		
Mahesh Udata	20	4.20%
John Griffiths	230	48.32%
Heidi Edwards	226	47.48%
Write-in	0	0.00%
Total	476	100.00%

THPRD, Director, Position 5 (Vote for 1)		
637 ballots (0 over voted ballots, 0 overvotes, 165 blank voted), 2696 registered voters, turnout 23.63%		
Tya Ping	259	54.87%
Ali Kavarianian	185	39.19%
Bhaskar Aluru	27	5.72%
Write-in	1	0.21%
Total	472	100.00%

Measure 34-286 Tualatin Valley Fire and Rescue District (Vote for 1)		
637 ballots (0 over voted ballots, 0 overvotes, 26 blank voted), 2696 registered voters, turnout 23.63%		
Yes	519	84.94%
No	92	15.06%
Total	611	100.00%

Precinct 386

Multnomah Education Service District, Director, Position 6, (Vote for 1)		
52 ballots (0 over voted ballots, 0 overvotes, 31 blank voted), 179 registered voters, turnout 29.05%		
Kristin Cornuelle	16	76.19%
Shira Newman	5	23.81%
Write-in	0	0.00%
Total	21	100.00%

Beaverton School District 48J, Director, Zone 3 (Vote for 1)		
791 ballots (0 over voted ballots, 0 overvotes, 322 blank voted), 2878 registered voters, turnout 27.48%		
Eric Simpson	467	99.57%
Write-in	2	0.43%



Statement of Votes Cast by Precinct
Washington County, May 21, 2019 Special District
All Precincts, All Districts, All ScanStations, All Contests, All Boxes
Official Election Results

Page: 107 of 185
2019-06-06
15:41:55

Total Ballots Cast: 71319, Registered Voters: 360972, Overall Turnout: 19.76%

Choice	Votes	Vote %
Total	469	100.00%

Beaverton School District 48J, Director, Zone 6 (Vote for 1)

791 ballots (0 over voted ballots, 0 overvotes, 314 blank voted), 2878 registered voters, turnout 27.48%

Becky Tymchuk	475	99.58%
Write-in	2	0.42%
Total	477	100.00%

Beaverton School District 48J, Director, Zone 7 (Vote for 1)

791 ballots (0 over voted ballots, 0 overvotes, 327 blank voted), 2878 registered voters, turnout 27.48%

Tom Colett	462	99.57%
Write-in	2	0.43%
Total	464	100.00%

Portland School District 1J, Director, Zone 1 (Vote for 1)

52 ballots (0 over voted ballots, 0 overvotes, 21 blank voted), 179 registered voters, turnout 29.05%

Jeff Sosne	2	6.45%
Andrew J Scott	29	93.55%
Write-in	0	0.00%
Total	31	100.00%

Portland School District 1J, Director, Zone 2 (Vote for 1)

52 ballots (0 over voted ballots, 0 overvotes, 21 blank voted), 179 registered voters, turnout 29.05%

Michelle A DePass	30	96.77%
Sha Brittany Clarke	0	0.00%
Carlos J Richard	1	3.23%
Write-in	0	0.00%
Total	31	100.00%

Portland School District 1J, Director, Zone 3 (Vote for 1)

52 ballots (0 over voted ballots, 0 overvotes, 26 blank voted), 179 registered voters, turnout 29.05%

Wes Soderback	2	7.69%
Deb Mayer	9	34.62%
Amy Kohnstamm	15	57.69%
Write-in	0	0.00%
Total	26	100.00%

Portland School District 1J, Director, Zone 7 (Vote for 1)

52 ballots (0 over voted ballots, 0 overvotes, 23 blank voted), 179 registered voters, turnout 29.05%

Robert Schultz	3	10.34%
Eilidh Lowery	26	89.66%
Write-in	0	0.00%
Total	29	100.00%

Tualatin Valley Fire and Rescue District, Dir, Position 4 (Vote for 1)

843 ballots (0 over voted ballots, 0 overvotes, 246 blank voted), 3057 registered voters, turnout 27.58%

Robert A Satterwhite	257	43.05%
Randy Lauer	339	56.78%
Write-in	1	0.17%
Total	597	100.00%

Tualatin Valley Fire and Rescue District, Dir, Position 5 (Vote for 1)

843 ballots (0 over voted ballots, 0 overvotes, 265 blank voted), 3057 registered voters, turnout 27.58%

Justin Dillingham	268	46.37%
Brian Clopton	257	44.46%
Jason Hitzert	17	2.94%
Kevin Van Dyke	36	6.23%
Write-in	0	0.00%
Total	578	100.00%



Statement of Votes Cast by Precinct
 Washington County, May 21, 2019 Special District
 All Precincts, All Districts, All ScanStations, All Contests, All Boxes
 Official Election Results

Page: 108 of 185
 2019-06-06
 15:41:55

Total Ballots Cast: 71319, Registered Voters: 360972, Overall Turnout: 19.76%

Choice	Votes	Vote %
Raleigh Water District, Commissioner, Position 1 (Vote for 1)		
19 ballots (0 over voted ballots, 0 overvotes, 7 blank voted), 64 registered voters, turnout 29.69%		
Robert Ems	12	100.00%
Write-in	0	0.00%
Total	12	100.00%

Raleigh Water District, Commissioner, Position 4 (Vote for 1)		
19 ballots (0 over voted ballots, 0 overvotes, 19 blank voted), 64 registered voters, turnout 29.69%		
Write-in	0	0.00%
Total	0	0.00%

West Slope Water District, Commissioner, Position 1 (Vote for 1)		
824 ballots (0 over voted ballots, 0 overvotes, 281 blank voted), 2993 registered voters, turnout 27.53%		
Paul J Schuler	103	18.97%
Andrew C Smith	440	81.03%
Write-in	0	0.00%
Total	543	100.00%

West Slope Water District, Commissioner, Position 2 (Vote for 1)		
824 ballots (0 over voted ballots, 0 overvotes, 378 blank voted), 2993 registered voters, turnout 27.53%		
Carol M Wild	443	99.33%
Write-in	3	0.67%
Total	446	100.00%

THPRD, Director, Position 2 (Vote for 1)		
843 ballots (0 over voted ballots, 0 overvotes, 251 blank voted), 3057 registered voters, turnout 27.58%		
Wendy Kroger	450	76.01%
Amber WilsonValdivia	142	23.99%
Write-in	0	0.00%
Total	592	100.00%

THPRD, Director, Position 3 (Vote for 1)		
843 ballots (0 over voted ballots, 0 overvotes, 228 blank voted), 3057 registered voters, turnout 27.58%		
Hartmeier-Prigg	408	66.34%
Bill Kanable	207	33.66%
Write-in	0	0.00%
Total	615	100.00%

THPRD, Director, Position 4 (Vote for 1)		
843 ballots (0 over voted ballots, 0 overvotes, 243 blank voted), 3057 registered voters, turnout 27.58%		
Mahesh Udata	26	4.33%
John Griffiths	255	42.50%
Heidi Edwards	319	53.17%
Write-in	0	0.00%
Total	600	100.00%

THPRD, Director, Position 5 (Vote for 1)		
843 ballots (0 over voted ballots, 0 overvotes, 231 blank voted), 3057 registered voters, turnout 27.58%		
Tya Ping	357	58.33%
Ali Kavarianian	237	38.73%
Bhaskar Aluru	18	2.94%
Write-in	0	0.00%
Total	612	100.00%

Measure 34-286 Tualatin Valley Fire and Rescue District (Vote for 1)		
843 ballots (0 over voted ballots, 0 overvotes, 27 blank voted), 3057 registered voters, turnout 27.58%		
Yes	709	86.89%
No	107	13.11%



Statement of Votes Cast by Precinct
 Washington County, May 21, 2019 Special District
 All Precincts, All Districts, All ScanStations, All Contests, All Boxes
 Official Election Results

Total Ballots Cast: 71319, Registered Voters: 360972, Overall Turnout: 19.76%

Choice	Votes	Vote %
Total	816	100.00%

Precinct 387

Beaverton School District 48J, Director, Zone 3 (Vote for 1)

229 ballots (0 over voted ballots, 0 overvotes, 63 blank voted), 1369 registered voters, turnout 16.73%

Eric Simpson	163	98.19%
Write-in	3	1.81%
Total	166	100.00%

Beaverton School District 48J, Director, Zone 6 (Vote for 1)

229 ballots (0 over voted ballots, 0 overvotes, 59 blank voted), 1369 registered voters, turnout 16.73%

Becky Tymchuk	167	98.24%
Write-in	3	1.76%
Total	170	100.00%

Beaverton School District 48J, Director, Zone 7 (Vote for 1)

229 ballots (0 over voted ballots, 0 overvotes, 61 blank voted), 1369 registered voters, turnout 16.73%

Tom Colett	164	97.62%
Write-in	4	2.38%
Total	168	100.00%

Tualatin Valley Fire and Rescue District, Dir, Position 4 (Vote for 1)

229 ballots (0 over voted ballots, 0 overvotes, 42 blank voted), 1369 registered voters, turnout 16.73%

Robert A Satterwhite	75	40.11%
Randy Lauer	111	59.36%
Write-in	1	0.53%
Total	187	100.00%

Tualatin Valley Fire and Rescue District, Dir, Position 5 (Vote for 1)

229 ballots (0 over voted ballots, 0 overvotes, 41 blank voted), 1369 registered voters, turnout 16.73%

Justin Dillingham	95	50.53%
Brian Clopton	62	32.98%
Jason Hitzert	11	5.85%
Kevin Van Dyke	19	10.11%
Write-in	1	0.53%
Total	188	100.00%

THPRD, Director, Position 2 (Vote for 1)

229 ballots (0 over voted ballots, 0 overvotes, 40 blank voted), 1369 registered voters, turnout 16.73%

Wendy Kroger	128	67.72%
Amber WilsonValdivia	61	32.28%
Write-in	0	0.00%
Total	189	100.00%

THPRD, Director, Position 3 (Vote for 1)

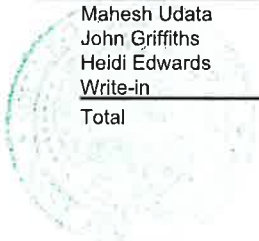
229 ballots (0 over voted ballots, 0 overvotes, 36 blank voted), 1369 registered voters, turnout 16.73%

Hartmeier-Prigg	141	73.06%
Bill Kanable	52	26.94%
Write-in	0	0.00%
Total	193	100.00%

THPRD, Director, Position 4 (Vote for 1)

229 ballots (0 over voted ballots, 0 overvotes, 45 blank voted), 1369 registered voters, turnout 16.73%

Mahesh Udata	14	7.61%
John Griffiths	71	38.59%
Heidi Edwards	98	53.26%
Write-in	1	0.54%
Total	184	100.00%



Statement of Votes Cast by Precinct
 Washington County, May 21, 2019 Special District
 All Precincts, All Districts, All ScanStations, All Contests, All Boxes
 Official Election Results

Page: 110 of 185
 2019-06-06
 15:41:55

Total Ballots Cast: 71319, Registered Voters: 360972, Overall Turnout: 19.76%

Choice	Votes	Vote %
THPRD, Director, Position 5 (Vote for 1)		
229 ballots (0 over voted ballots, 0 overvotes, 42 blank voted), 1369 registered voters, turnout 16.73%		
Tya Ping	104	55.61%
Ali Kavianian	75	40.11%
Bhaskar Aluru	8	4.28%
Write-in	0	0.00%
Total	187	100.00%

Measure 34-286 Tualatin Valley Fire and Rescue District (Vote for 1)		
229 ballots (0 over voted ballots, 0 overvotes, 4 blank voted), 1369 registered voters, turnout 16.73%		
Yes	202	89.78%
No	23	10.22%
Total	225	100.00%

Precinct 388

Beaverton School District 48J, Director, Zone 3 (Vote for 1)		
214 ballots (0 over voted ballots, 0 overvotes, 69 blank voted), 1120 registered voters, turnout 19.11%		
Eric Simpson	144	99.31%
Write-in	1	0.69%
Total	145	100.00%

Beaverton School District 48J, Director, Zone 6 (Vote for 1)		
214 ballots (0 over voted ballots, 0 overvotes, 75 blank voted), 1120 registered voters, turnout 19.11%		
Becky Tymchuk	138	99.28%
Write-in	1	0.72%
Total	139	100.00%

Beaverton School District 48J, Director, Zone 7 (Vote for 1)		
214 ballots (0 over voted ballots, 0 overvotes, 73 blank voted), 1120 registered voters, turnout 19.11%		
Tom Colett	140	99.29%
Write-in	1	0.71%
Total	141	100.00%

Tualatin Valley Fire and Rescue District, Dir, Position 4 (Vote for 1)		
214 ballots (0 over voted ballots, 0 overvotes, 57 blank voted), 1120 registered voters, turnout 19.11%		
Robert A Satterwhite	65	41.40%
Randy Lauer	92	58.60%
Write-in	0	0.00%
Total	157	100.00%

Tualatin Valley Fire and Rescue District, Dir, Position 5 (Vote for 1)		
214 ballots (0 over voted ballots, 0 overvotes, 55 blank voted), 1120 registered voters, turnout 19.11%		
Justin Dillingham	80	50.31%
Brian Clopton	58	36.48%
Jason Hitzert	7	4.40%
Kevin Van Dyke	14	8.81%
Write-in	0	0.00%
Total	159	100.00%

Tualatin Valley Water District, Commissioner, Position 4 (Vote for 1)		
3 ballots (0 over voted ballots, 0 overvotes, 2 blank voted), 70 registered voters, turnout 4.29%		
Todd Sanders	1	100.00%
Write-in	0	0.00%
Total	1	100.00%

Tualatin Valley Water District, Commissioner, Position 5 (Vote for 1)		
3 ballots (0 over voted ballots, 0 overvotes, 2 blank voted), 70 registered voters, turnout 4.29%		
Jim Doane	1	100.00%
Write-in	0	0.00%



Statement of Votes Cast by Precinct
 Washington County, May 21, 2019 Special District
 All Precincts, All Districts, All ScanStations, All Contests, All Boxes
 Official Election Results

Total Ballots Cast: 71319, Registered Voters: 360972, Overall Turnout: 19.76%

Choice	Votes	Vote %
Total	1	100.00%

THPRD, Director, Position 2 (Vote for 1)

214 ballots (0 over voted ballots, 0 overvotes, 58 blank voted), 1120 registered voters, turnout 19.11%

Wendy Kroger	112	71.79%
Amber WilsonValdivia	44	28.21%
Write-in	0	0.00%
Total	156	100.00%

THPRD, Director, Position 3 (Vote for 1)

214 ballots (0 over voted ballots, 0 overvotes, 55 blank voted), 1120 registered voters, turnout 19.11%

Hartmeier-Prigg	95	59.75%
Bill Kanable	64	40.25%
Write-in	0	0.00%
Total	159	100.00%

THPRD, Director, Position 4 (Vote for 1)

214 ballots (0 over voted ballots, 0 overvotes, 53 blank voted), 1120 registered voters, turnout 19.11%

Mahesh Udata	9	5.59%
John Griffiths	69	42.86%
Heidi Edwards	83	51.55%
Write-in	0	0.00%
Total	161	100.00%

THPRD, Director, Position 5 (Vote for 1)

214 ballots (0 over voted ballots, 0 overvotes, 53 blank voted), 1120 registered voters, turnout 19.11%

Tya Ping	92	57.14%
Ali Kavarianian	64	39.75%
Bhaskar Aluru	5	3.11%
Write-in	0	0.00%
Total	161	100.00%

Measure 34-286 Tualatin Valley Fire and Rescue District (Vote for 1)

214 ballots (0 over voted ballots, 0 overvotes, 6 blank voted), 1120 registered voters, turnout 19.11%

Yes	178	85.58%
No	30	14.42%
Total	208	100.00%

Precinct 389

Beaverton School District 48J, Director, Zone 3 (Vote for 1)

1485 ballots (0 over voted ballots, 0 overvotes, 511 blank voted), 6590 registered voters, turnout 22.53%

Eric Simpson	967	99.28%
Write-in	7	0.72%
Total	974	100.00%

Beaverton School District 48J, Director, Zone 6 (Vote for 1)


1485 ballots (0 over voted ballots, 0 overvotes, 505 blank voted), 6590 registered voters, turnout 22.53%

Becky Tymchuk	972	99.18%
Write-in	8	0.82%
Total	980	100.00%

Beaverton School District 48J, Director, Zone 7 (Vote for 1)

1485 ballots (0 over voted ballots, 0 overvotes, 538 blank voted), 6590 registered voters, turnout 22.53%

Tom Colett	936	98.84%
Write-in	11	1.16%
Total	947	100.00%



Statement of Votes Cast by Precinct
 Washington County, May 21, 2019 Special District
 All Precincts, All Districts, All ScanStations, All Contests, All Boxes
 Official Election Results

Page: 112 of 185
 2019-06-06
 15:41:55

Total Ballots Cast: 71319, Registered Voters: 360972, Overall Turnout: 19.76%

Choice	Votes	Vote %
Tualatin Valley Fire and Rescue District, Dir, Position 4 (Vote for 1)		
1485 ballots (0 over voted ballots, 0 overvotes, 360 blank voted), 6590 registered voters, turnout 22.53%		

Robert A Satterwhite	452	40.18%
Randy Lauer	670	59.56%
Write-in	3	0.27%
Total	1125	100.00%

Tualatin Valley Fire and Rescue District, Dir, Position 5 (Vote for 1)		
1485 ballots (1 over voted ballots, 1 overvotes, 364 blank voted), 6590 registered voters, turnout 22.53%		

Justin Dillingham	532	47.50%
Brian Clopton	441	39.38%
Jason Hitzert	55	4.91%
Kevin Van Dyke	92	8.21%
Write-in	0	0.00%
Total	1120	100.00%

THPRD, Director, Position 2 (Vote for 1)		
1485 ballots (0 over voted ballots, 0 overvotes, 339 blank voted), 6590 registered voters, turnout 22.53%		

Wendy Kroger	864	75.39%
Amber WilsonValdivia	282	24.61%
Write-in	0	0.00%
Total	1146	100.00%

THPRD, Director, Position 3 (Vote for 1)		
1485 ballots (0 over voted ballots, 0 overvotes, 318 blank voted), 6590 registered voters, turnout 22.53%		

Hartmeier-Prigg	776	66.50%
Bill Kanable	391	33.50%
Write-in	0	0.00%
Total	1167	100.00%

THPRD, Director, Position 4 (Vote for 1)		
1485 ballots (0 over voted ballots, 0 overvotes, 312 blank voted), 6590 registered voters, turnout 22.53%		

Mahesh Udata	59	5.03%
John Griffiths	510	43.48%
Heidi Edwards	603	51.41%
Write-in	1	0.09%
Total	1173	100.00%

THPRD, Director, Position 5 (Vote for 1)		
1485 ballots (0 over voted ballots, 0 overvotes, 317 blank voted), 6590 registered voters, turnout 22.53%		

Tya Ping	548	46.92%
Ali Kavianian	562	48.12%
Bhaskar Aluru	58	4.97%
Write-in	0	0.00%
Total	1168	100.00%

Measure 34-286 Tualatin Valley Fire and Rescue District (Vote for 1)		
1485 ballots (0 over voted ballots, 0 overvotes, 36 blank voted), 6590 registered voters, turnout 22.53%		

Yes	1152	79.50%
No	297	20.50%
Total	1449	100.00%

Precinct 390

Portland Community College, Director, Zone 7 (Vote for 1)		
609 ballots (0 over voted ballots, 0 overvotes, 196 blank voted), 2101 registered voters, turnout 28.99%		

Alex Diaz Rios	412	99.76%
Write-in	1	0.24%
Total	413	100.00%



Statement of Votes Cast by Precinct
 Washington County, May 21, 2019 Special District
 All Precincts, All Districts, All ScanStations, All Contests, All Boxes
 Official Election Results

Total Ballots Cast: 71319, Registered Voters: 360972, Overall Turnout: 19.76%

Choice	Votes	Vote %
Beaverton School District 48J, Director, Zone 3 (Vote for 1)		
695 ballots (0 over voted ballots, 0 overvotes, 226 blank voted), 2466 registered voters, turnout 28.18%		
Eric Simpson	468	99.79%
Write-in	1	0.21%
Total	469	100.00%
Beaverton School District 48J, Director, Zone 6 (Vote for 1)		
695 ballots (0 over voted ballots, 0 overvotes, 233 blank voted), 2466 registered voters, turnout 28.18%		
Becky Tymchuk	461	99.78%
Write-in	1	0.22%
Total	462	100.00%
Beaverton School District 48J, Director, Zone 7 (Vote for 1)		
695 ballots (0 over voted ballots, 0 overvotes, 236 blank voted), 2466 registered voters, turnout 28.18%		
Tom Colett	458	99.78%
Write-in	1	0.22%
Total	459	100.00%
Tualatin Valley Fire and Rescue District, Dir, Position 4 (Vote for 1)		
695 ballots (0 over voted ballots, 0 overvotes, 186 blank voted), 2466 registered voters, turnout 28.18%		
Robert A Satterwhite	181	35.56%
Randy Lauer	328	64.44%
Write-in	0	0.00%
Total	509	100.00%
Tualatin Valley Fire and Rescue District, Dir, Position 5 (Vote for 1)		
695 ballots (1 over voted ballots, 1 overvotes, 191 blank voted), 2466 registered voters, turnout 28.18%		
Justin Dillingham	209	41.55%
Brian Clopton	205	40.76%
Jason Hitzert	20	3.98%
Kevin Van Dyke	68	13.52%
Write-in	1	0.20%
Total	503	100.00%
Tualatin Valley Water District, Commissioner, Position 4 (Vote for 1)		
695 ballots (0 over voted ballots, 0 overvotes, 235 blank voted), 2466 registered voters, turnout 28.18%		
Todd Sanders	459	99.78%
Write-in	1	0.22%
Total	460	100.00%
Tualatin Valley Water District, Commissioner, Position 5 (Vote for 1)		
695 ballots (0 over voted ballots, 0 overvotes, 237 blank voted), 2466 registered voters, turnout 28.18%		
Jim Doane	458	100.00%
Write-in	0	0.00%
Total	458	100.00%
THPRD, Director, Position 2 (Vote for 1)		
375 ballots (0 over voted ballots, 0 overvotes, 85 blank voted), 1852 registered voters, turnout 20.25%		
Wendy Kroger	215	74.14%
Amber WilsonValdivia	75	25.86%
Write-in	0	0.00%
Total	290	100.00%
THPRD, Director, Position 3 (Vote for 1)		
375 ballots (0 over voted ballots, 0 overvotes, 78 blank voted), 1852 registered voters, turnout 20.25%		
Hartmeier-Prigg	220	74.07%
Bill Kanable	77	25.93%
Write-in	0	0.00%



Statement of Votes Cast by Precinct
 Washington County, May 21, 2019 Special District
 All Precincts, All Districts, All ScanStations, All Contests, All Boxes
 Official Election Results

Page: 114 of 185
 2019-06-06
 15:41:55

Total Ballots Cast: 71319, Registered Voters: 360972, Overall Turnout: 19.76%

Choice	Votes	Vote %
Total	297	100.00%

THPRD, Director, Position 4 (Vote for 1)

375 ballots (0 over voted ballots, 0 overvotes, 84 blank voted), 1852 registered voters, turnout 20.25%

Mahesh Udata	31	10.65%
John Griffiths	119	40.89%
Heidi Edwards	140	48.11%
Write-in	1	0.34%
Total	291	100.00%

THPRD, Director, Position 5 (Vote for 1)

375 ballots (0 over voted ballots, 0 overvotes, 77 blank voted), 1852 registered voters, turnout 20.25%

Tya Ping	165	55.37%
Ali Kavarian	112	37.58%
Bhaskar Aluru	20	6.71%
Write-in	1	0.34%
Total	298	100.00%

Measure 34-286 Tualatin Valley Fire and Rescue District (Vote for 1)

695 ballots (0 over voted ballots, 0 overvotes, 42 blank voted), 2466 registered voters, turnout 28.18%

Yes	561	85.91%
No	92	14.09%
Total	653	100.00%

Precinct 391

Beaverton School District 48J, Director, Zone 3 (Vote for 1)

22 ballots (0 over voted ballots, 0 overvotes, 3 blank voted), 450 registered voters, turnout 4.89%

Eric Simpson	19	100.00%
Write-in	0	0.00%
Total	19	100.00%

Beaverton School District 48J, Director, Zone 6 (Vote for 1)

22 ballots (0 over voted ballots, 0 overvotes, 1 blank voted), 450 registered voters, turnout 4.89%

Becky Tymchuk	21	100.00%
Write-in	0	0.00%
Total	21	100.00%

Beaverton School District 48J, Director, Zone 7 (Vote for 1)

22 ballots (0 over voted ballots, 0 overvotes, 0 blank voted), 450 registered voters, turnout 4.89%

Tom Colett	22	100.00%
Write-in	0	0.00%
Total	22	100.00%

Tualatin Valley Water District, Commissioner, Position 4 (Vote for 1)

1 ballots (0 over voted ballots, 0 overvotes, 0 blank voted), 56 registered voters, turnout 1.79%

Todd Sanders	1	100.00%
Write-in	0	0.00%
Total	1	100.00%

Tualatin Valley Water District, Commissioner, Position 5 (Vote for 1)

1 ballots (0 over voted ballots, 0 overvotes, 0 blank voted), 56 registered voters, turnout 1.79%

Jim Doane	1	100.00%
Write-in	0	0.00%
Total	1	100.00%

THPRD, Director, Position 2 (Vote for 1)

1 ballots (0 over voted ballots, 0 overvotes, 0 blank voted), 20 registered voters, turnout 5.00%

Wendy Kroger	1	100.00%
--------------	---	---------



Statement of Votes Cast by Precinct
 Washington County, May 21, 2019 Special District
 All Precincts, All Districts, All ScanStations, All Contests, All Boxes
 Official Election Results

Total Ballots Cast: 71319, Registered Voters: 360972, Overall Turnout: 19.76%

Choice	Votes	Vote %
Amber WilsonValdivia	0	0.00%
Write-in	0	0.00%
Total	1	100.00%

THPRD, Director, Position 3 (Vote for 1)

1 ballots (0 over voted ballots, 0 overvotes, 0 blank voted), 20 registered voters, turnout 5.00%

Hartmeier-Prigg	1	100.00%
Bill Kanable	0	0.00%
Write-in	0	0.00%
Total	1	100.00%

THPRD, Director, Position 4 (Vote for 1)

1 ballots (0 over voted ballots, 0 overvotes, 0 blank voted), 20 registered voters, turnout 5.00%

Mahesh Udata	0	0.00%
John Griffiths	1	100.00%
Heidi Edwards	0	0.00%
Write-in	0	0.00%
Total	1	100.00%

THPRD, Director, Position 5 (Vote for 1)

1 ballots (0 over voted ballots, 0 overvotes, 0 blank voted), 20 registered voters, turnout 5.00%

Tya Ping	1	100.00%
Ali Kavianian	0	0.00%
Bhaskar Aluru	0	0.00%
Write-in	0	0.00%
Total	1	100.00%

Precinct 392

Multnomah Education Service District, Director, Position 6, (Vote for 1)

0 ballots (0 over voted ballots, 0 overvotes, 0 blank voted), 3 registered voters, turnout 0.00%

Kristin Cornuelle	0	0.00%
Shira Newman	0	0.00%
Write-in	0	0.00%
Total	0	0.00%

Beaverton School District 48J, Director, Zone 3 (Vote for 1)

20 ballots (0 over voted ballots, 0 overvotes, 3 blank voted), 253 registered voters, turnout 7.91%

Eric Simpson	16	94.12%
Write-in	1	5.88%
Total	17	100.00%

Beaverton School District 48J, Director, Zone 6 (Vote for 1)

20 ballots (0 over voted ballots, 0 overvotes, 1 blank voted), 253 registered voters, turnout 7.91%

Becky Tymchuk	18	94.74%
Write-in	1	5.26%
Total	19	100.00%

Beaverton School District 48J, Director, Zone 7 (Vote for 1)

20 ballots (0 over voted ballots, 0 overvotes, 0 blank voted), 253 registered voters, turnout 7.91%

Tom Colett	19	95.00%
Write-in	1	5.00%
Total	20	100.00%

Portland School District 1J, Director, Zone 1 (Vote for 1)

0 ballots (0 over voted ballots, 0 overvotes, 0 blank voted), 3 registered voters, turnout 0.00%

Jeff Sosne	0	0.00%
Andrew J Scott	0	0.00%
Write-in	0	0.00%



Statement of Votes Cast by Precinct
 Washington County, May 21, 2019 Special District
 All Precincts, All Districts, All ScanStations, All Contests, All Boxes
 Official Election Results

Page: 116 of 185
 2019-06-06
 15:41:55

Total Ballots Cast: 71319, Registered Voters: 360972, Overall Turnout: 19.76%

Choice	Votes	Vote %
Total	0	0.00%

Portland School District 1J, Director, Zone 2 (Vote for 1)

0 ballots (0 over voted ballots, 0 overvotes, 0 blank voted), 3 registered voters, turnout 0.00%

Michelle A DePass	0	0.00%
Sha Brittany Clarke	0	0.00%
Carlos J Richard	0	0.00%
Write-in	0	0.00%
Total	0	0.00%

Portland School District 1J, Director, Zone 3 (Vote for 1)

0 ballots (0 over voted ballots, 0 overvotes, 0 blank voted), 3 registered voters, turnout 0.00%

Wes Soderback	0	0.00%
Deb Mayer	0	0.00%
Amy Kohnstamm	0	0.00%
Write-in	0	0.00%
Total	0	0.00%

Portland School District 1J, Director, Zone 7 (Vote for 1)

0 ballots (0 over voted ballots, 0 overvotes, 0 blank voted), 3 registered voters, turnout 0.00%

Robert Schultz	0	0.00%
Eilidh Lowery	0	0.00%
Write-in	0	0.00%
Total	0	0.00%

Raleigh Water District, Commissioner, Position 1 (Vote for 1)

0 ballots (0 over voted ballots, 0 overvotes, 0 blank voted), 12 registered voters, turnout 0.00%

Robert Ems	0	0.00%
Write-in	0	0.00%
Total	0	0.00%

Raleigh Water District, Commissioner, Position 4 (Vote for 1)

0 ballots (0 over voted ballots, 0 overvotes, 0 blank voted), 12 registered voters, turnout 0.00%

Write-in	0	0.00%
Total	0	0.00%

Tualatin Valley Water District, Commissioner, Position 4 (Vote for 1)

7 ballots (0 over voted ballots, 0 overvotes, 0 blank voted), 119 registered voters, turnout 5.88%

Todd Sanders	7	100.00%
Write-in	0	0.00%
Total	7	100.00%

Tualatin Valley Water District, Commissioner, Position 5 (Vote for 1)

7 ballots (0 over voted ballots, 0 overvotes, 0 blank voted), 119 registered voters, turnout 5.88%

Jim Doane	7	100.00%
Write-in	0	0.00%
Total	7	100.00%

THPRD, Director, Position 2 (Vote for 1)

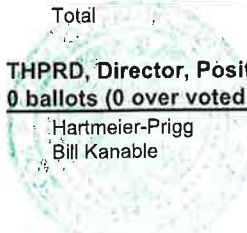
0 ballots (0 over voted ballots, 0 overvotes, 0 blank voted), 12 registered voters, turnout 0.00%

Wendy Kroger	0	0.00%
Amber WilsonValdivia	0	0.00%
Write-in	0	0.00%
Total	0	0.00%

THPRD, Director, Position 3 (Vote for 1)

0 ballots (0 over voted ballots, 0 overvotes, 0 blank voted), 12 registered voters, turnout 0.00%

Hartmeier-Prigg	0	0.00%
Bill Kanable	0	0.00%



Statement of Votes Cast by Precinct
 Washington County, May 21, 2019 Special District
 All Precincts, All Districts, All ScanStations, All Contests, All Boxes
 Official Election Results

Total Ballots Cast: 71319, Registered Voters: 360972, Overall Turnout: 19.76%

Choice	Votes	Vote %
Write-in	0	0.00%
Total	0	0.00%

THPRD, Director, Position 4 (Vote for 1)

0 ballots (0 over voted ballots, 0 overvotes, 0 blank voted), 12 registered voters, turnout 0.00%

Mahesh Udata	0	0.00%
John Griffiths	0	0.00%
Heidi Edwards	0	0.00%
Write-in	0	0.00%
Total	0	0.00%

THPRD, Director, Position 5 (Vote for 1)

0 ballots (0 over voted ballots, 0 overvotes, 0 blank voted), 12 registered voters, turnout 0.00%

Tya Ping	0	0.00%
Ali Kavianian	0	0.00%
Bhaskar Aluru	0	0.00%
Write-in	0	0.00%
Total	0	0.00%

Precinct 393

Beaverton School District 48J, Director, Zone 3 (Vote for 1)

159 ballots (0 over voted ballots, 0 overvotes, 69 blank voted), 674 registered voters, turnout 23.59%

Eric Simpson	90	100.00%
Write-in	0	0.00%
Total	90	100.00%

Beaverton School District 48J, Director, Zone 6 (Vote for 1)

159 ballots (0 over voted ballots, 0 overvotes, 71 blank voted), 674 registered voters, turnout 23.59%

Becky Tymchuk	88	100.00%
Write-in	0	0.00%
Total	88	100.00%

Beaverton School District 48J, Director, Zone 7 (Vote for 1)

159 ballots (0 over voted ballots, 0 overvotes, 70 blank voted), 674 registered voters, turnout 23.59%

Tom Colett	89	100.00%
Write-in	0	0.00%
Total	89	100.00%

Tualatin Valley Fire and Rescue District, Dir, Position 4 (Vote for 1)

159 ballots (0 over voted ballots, 0 overvotes, 41 blank voted), 674 registered voters, turnout 23.59%

Robert A Satterwhite	48	40.68%
Randy Lauer	70	59.32%
Write-in	0	0.00%
Total	118	100.00%

Tualatin Valley Fire and Rescue District, Dir, Position 5 (Vote for 1)

159 ballots (0 over voted ballots, 0 overvotes, 40 blank voted), 674 registered voters, turnout 23.59%

Justin Dillingham	63	52.94%
Brian Clopton	40	33.61%
Jason Hitzert	6	5.04%
Kevin Van Dyke	10	8.40%
Write-in	0	0.00%
Total	119	100.00%

Raleigh Water District, Commissioner, Position 1 (Vote for 1)

66 ballots (0 over voted ballots, 0 overvotes, 37 blank voted), 267 registered voters, turnout 24.72%

Robert Ems	29	100.00%
Write-in	0	0.00%



Statement of Votes Cast by Precinct
 Washington County, May 21, 2019 Special District
 All Precincts, All Districts, All ScanStations, All Contests, All Boxes
 Official Election Results

Total Ballots Cast: 71319, Registered Voters: 360972, Overall Turnout: 19.76%

Choice	Votes	Vote %
Total	29	100.00%

Raleigh Water District, Commissioner, Position 4 (Vote for 1)

66 ballots (0 over voted ballots, 0 overvotes, 64 blank voted), 267 registered voters, turnout 24.72%

Write-in	2	100.00%
Total	2	100.00%

THPRD, Director, Position 2 (Vote for 1)

159 ballots (0 over voted ballots, 0 overvotes, 38 blank voted), 674 registered voters, turnout 23.59%

Wendy Kroger	92	76.03%
Amber WilsonValdivia	29	23.97%
Write-in	0	0.00%
Total	121	100.00%

THPRD, Director, Position 3 (Vote for 1)

159 ballots (0 over voted ballots, 0 overvotes, 37 blank voted), 674 registered voters, turnout 23.59%

Hartmeier-Prigg	90	73.77%
Bill Kanable	32	26.23%
Write-in	0	0.00%
Total	122	100.00%

THPRD, Director, Position 4 (Vote for 1)

159 ballots (0 over voted ballots, 0 overvotes, 35 blank voted), 674 registered voters, turnout 23.59%

Mahesh Udata	9	7.26%
John Griffiths	46	37.10%
Heidi Edwards	68	54.84%
Write-in	1	0.81%
Total	124	100.00%

THPRD, Director, Position 5 (Vote for 1)

159 ballots (0 over voted ballots, 0 overvotes, 38 blank voted), 674 registered voters, turnout 23.59%

Tya Ping	66	54.55%
Ali Kavianian	49	40.50%
Bhaskar Aluru	6	4.96%
Write-in	0	0.00%
Total	121	100.00%

Measure 34-286 Tualatin Valley Fire and Rescue District (Vote for 1)

159 ballots (0 over voted ballots, 0 overvotes, 2 blank voted), 674 registered voters, turnout 23.59%

Yes	140	89.17%
No	17	10.83%
Total	157	100.00%

Precinct 394

Clackamas ESD, Director, At-Large (Vote for 1)

17 ballots (0 over voted ballots, 0 overvotes, 10 blank voted), 197 registered voters, turnout 8.63%

Linda Brown	7	100.00%
Write-in	0	0.00%
Total	7	100.00%

Lake Oswego School Dist 7J, Director, Pos 1 (Vote for 1)

17 ballots (0 over voted ballots, 0 overvotes, 8 blank voted), 197 registered voters, turnout 8.63%

Kelly Calabria	4	44.44%
John Wallin	5	55.56%
Write-in	0	0.00%
Total	9	100.00%



Statement of Votes Cast by Precinct
 Washington County, May 21, 2019 Special District
 All Precincts, All Districts, All ScanStations, All Contests, All Boxes
 Official Election Results

Total Ballots Cast: 71319, Registered Voters: 360972, Overall Turnout: 19.76%

Choice	Votes	Vote %
Lake Oswego School Dist 7J, Director, Pos 5 (Vote for 1)		
17 ballots (0 over voted ballots, 0 overvotes, 11 blank voted), 197 registered voters, turnout 8.63%		
Kirsten Aird	6	100.00%
Write-in	0	0.00%
Total	6	100.00%
Tigard-Tualatin School District 23J, Director, Position 2 (Vote for 1)		
16 ballots (0 over voted ballots, 0 overvotes, 1 blank voted), 132 registered voters, turnout 12.12%		
Gigi Olguin	3	20.00%
Terri Burnette	2	13.33%
Ben Bowman	10	66.67%
Write-in	0	0.00%
Total	15	100.00%
Tigard-Tualatin School District 23J, Director, Position 4 (Vote for 1)		
16 ballots (0 over voted ballots, 0 overvotes, 0 blank voted), 132 registered voters, turnout 12.12%		
Edward S Childress	5	31.25%
Jill Zurschmeide	11	68.75%
Write-in	0	0.00%
Total	16	100.00%
Tualatin Valley Fire and Rescue District, Dir, Position 4 (Vote for 1)		
33 ballots (0 over voted ballots, 0 overvotes, 12 blank voted), 329 registered voters, turnout 10.03%		
Robert A Satterwhite	8	38.10%
Randy Lauer	13	61.90%
Write-in	0	0.00%
Total	21	100.00%
Tualatin Valley Fire and Rescue District, Dir, Position 5 (Vote for 1)		
33 ballots (0 over voted ballots, 0 overvotes, 13 blank voted), 329 registered voters, turnout 10.03%		
Justin Dillingham	11	55.00%
Brian Clopton	5	25.00%
Jason Hitzert	3	15.00%
Kevin Van Dyke	1	5.00%
Write-in	0	0.00%
Total	20	100.00%
Rivergrove Water District, Commissioner, Position 1 (Vote for 1)		
1 ballots (0 over voted ballots, 0 overvotes, 1 blank voted), 10 registered voters, turnout 10.00%		
Sherry Patterson	0	0.00%
Write-in	0	0.00%
Total	0	0.00%
Rivergrove Water District, Commissioner, Position 2 (Vote for 1)		
1 ballots (0 over voted ballots, 0 overvotes, 1 blank voted), 10 registered voters, turnout 10.00%		
James Johnson	0	0.00%
Write-in	0	0.00%
Total	0	0.00%
Rivergrove Water District, Commissioner, Position 4 (Vote for 1)		
1 ballots (0 over voted ballots, 0 overvotes, 1 blank voted), 10 registered voters, turnout 10.00%		
Lawrence M Magura	0	0.00%
Write-in	0	0.00%
Total	0	0.00%
Tigard-Tualatin Aquatic District, Director, Position 4 (Vote for 1)		
16 ballots (0 over voted ballots, 0 overvotes, 1 blank voted), 132 registered voters, turnout 12.12%		
Nancy Kraushaar	15	100.00%
Write-in	0	0.00%



Statement of Votes Cast by Precinct
 Washington County, May 21, 2019 Special District
 All Precincts, All Districts, All ScanStations, All Contests, All Boxes
 Official Election Results

Page: 120 of 185
 2019-06-06
 15:41:55

Total Ballots Cast: 71319, Registered Voters: 360972, Overall Turnout: 19.76%

Choice	Votes	Vote %
Total	15	100.00%

Tigard-Tualatin Aquatic District, Director, Position 5 (Vote for 1)

16 ballots (0 over voted ballots, 0 overvotes, 2 blank voted), 132 registered voters, turnout 12.12%

Becky Herron	14	100.00%
Write-in	0	0.00%
Total	14	100.00%

Measure 3-547 Lake Oswego SD 7J LOL (Vote for 1)

17 ballots (0 over voted ballots, 0 overvotes, 0 blank voted), 197 registered voters, turnout 8.63%

Yes	10	58.82%
No	7	41.18%
Total	17	100.00%

Measure 34-286 Tualatin Valley Fire and Rescue District (Vote for 1)

33 ballots (0 over voted ballots, 0 overvotes, 2 blank voted), 329 registered voters, turnout 10.03%

Yes	27	87.10%
No	4	12.90%
Total	31	100.00%

Precinct 395

Beaverton School District 48J, Director, Zone 3 (Vote for 1)

1194 ballots (0 over voted ballots, 0 overvotes, 363 blank voted), 7737 registered voters, turnout 15.43%

Eric Simpson	815	98.07%
Write-in	16	1.93%
Total	831	100.00%

Beaverton School District 48J, Director, Zone 6 (Vote for 1)

1194 ballots (0 over voted ballots, 0 overvotes, 363 blank voted), 7737 registered voters, turnout 15.43%

Becky Tymchuk	813	97.83%
Write-in	18	2.17%
Total	831	100.00%

Beaverton School District 48J, Director, Zone 7 (Vote for 1)

1194 ballots (0 over voted ballots, 0 overvotes, 380 blank voted), 7737 registered voters, turnout 15.43%

Tom Colett	796	97.79%
Write-in	18	2.21%
Total	814	100.00%

Tualatin Valley Fire and Rescue District, Dir, Position 4 (Vote for 1)

1194 ballots (1 over voted ballots, 1 overvotes, 257 blank voted), 7737 registered voters, turnout 15.43%

Robert A Satterwhite	391	41.77%
Randy Lauer	540	57.69%
Write-in	5	0.53%
Total	936	100.00%

Tualatin Valley Fire and Rescue District, Dir, Position 5 (Vote for 1)


1194 ballots (1 over voted ballots, 1 overvotes, 276 blank voted), 7737 registered voters, turnout 15.43%

Justin Dillingham	434	47.33%
Brian Clopton	329	35.88%
Jason Hitzert	39	4.25%
Kevin Van Dyke	110	12.00%
Write-in	5	0.55%
Total	917	100.00%

THPRD, Director, Position 2 (Vote for 1)

1160 ballots (0 over voted ballots, 0 overvotes, 218 blank voted), 7452 registered voters, turnout 15.57%

Wendy Kroger	672	71.34%
--------------	-----	--------



Statement of Votes Cast by Precinct
 Washington County, May 21, 2019 Special District
 All Precincts, All Districts, All ScanStations, All Contests, All Boxes
 Official Election Results

Total Ballots Cast: 71319, Registered Voters: 360972, Overall Turnout: 19.76%

Choice	Votes	Vote %
Amber WilsonValdivia	265	28.13%
Write-in	5	0.53%
Total	942	100.00%

THPRD, Director, Position 3 (Vote for 1)

1160 ballots (0 over voted ballots, 0 overvotes, 208 blank voted), 7452 registered voters, turnout 15.57%

Hartmeier-Prigg	647	67.96%
Bill Kanable	299	31.41%
Write-in	6	0.63%
Total	952	100.00%

THPRD, Director, Position 4 (Vote for 1)

1160 ballots (0 over voted ballots, 0 overvotes, 227 blank voted), 7452 registered voters, turnout 15.57%

Mahesh Udata	52	5.57%
John Griffiths	413	44.27%
Heidi Edwards	465	49.84%
Write-in	3	0.32%
Total	933	100.00%

THPRD, Director, Position 5 (Vote for 1)

1160 ballots (0 over voted ballots, 0 overvotes, 222 blank voted), 7452 registered voters, turnout 15.57%

Tya Ping	469	50.00%
Ali Kavarianian	417	44.46%
Bhaskar Aluru	47	5.01%
Write-in	5	0.53%
Total	938	100.00%

Measure 34-286 Tualatin Valley Fire and Rescue District (Vote for 1)

1194 ballots (0 over voted ballots, 0 overvotes, 33 blank voted), 7737 registered voters, turnout 15.43%

Yes	922	79.41%
No	239	20.59%
Total	1161	100.00%

Precinct 396

Tigard-Tualatin School District 23J, Director, Position 2 (Vote for 1)

295 ballots (0 over voted ballots, 0 overvotes, 49 blank voted), 1157 registered voters, turnout 25.50%

Gigi Olguin	38	15.45%
Terri Burnette	66	26.83%
Ben Bowman	141	57.32%
Write-in	1	0.41%
Total	246	100.00%

Tigard-Tualatin School District 23J, Director, Position 4 (Vote for 1)

295 ballots (0 over voted ballots, 0 overvotes, 60 blank voted), 1157 registered voters, turnout 25.50%

Edward S Childress	57	24.26%
Jill Zurschmeide	178	75.74%
Write-in	0	0.00%
Total	235	100.00%

Tualatin Valley Fire and Rescue District, Dir, Position 4 (Vote for 1)

295 ballots (0 over voted ballots, 0 overvotes, 62 blank voted), 1157 registered voters, turnout 25.50%

Robert A Satterwhite	106	45.49%
Randy Lauer	127	54.51%
Write-in	0	0.00%
Total	233	100.00%

Tualatin Valley Fire and Rescue District, Dir, Position 5 (Vote for 1)

295 ballots (0 over voted ballots, 0 overvotes, 72 blank voted), 1157 registered voters, turnout 25.50%

Justin Dillingham	101	45.29%
-------------------	-----	--------



Statement of Votes Cast by Precinct
 Washington County, May 21, 2019 Special District
 All Precincts, All Districts, All ScanStations, All Contests, All Boxes
 Official Election Results

Page: 122 of 185
 2019-06-06
 15:41:55

Total Ballots Cast: 71319, Registered Voters: 360972, Overall Turnout: 19.76%

Choice	Votes	Vote %
Brian Clopton	97	43.50%
Jason Hitzert	8	3.59%
Kevin Van Dyke	17	7.62%
Write-in	0	0.00%
Total	223	100.00%

Tigard-Tualatin Aquatic District, Director, Position 4 (Vote for 1)

295 ballots (0 over voted ballots, 0 overvotes, 88 blank voted), 1157 registered voters, turnout 25.50%

Nancy Kraushaar	203	98.07%
Write-in	4	1.93%
Total	207	100.00%

Tigard-Tualatin Aquatic District, Director, Position 5 (Vote for 1)

295 ballots (0 over voted ballots, 0 overvotes, 94 blank voted), 1157 registered voters, turnout 25.50%

Becky Herron	199	99.00%
Write-in	2	1.00%
Total	201	100.00%

Measure 34-286 Tualatin Valley Fire and Rescue District (Vote for 1)

295 ballots (0 over voted ballots, 0 overvotes, 14 blank voted), 1157 registered voters, turnout 25.50%

Yes	239	85.05%
No	42	14.95%
Total	281	100.00%

Precinct 397

Tigard-Tualatin School District 23J, Director, Position 2 (Vote for 1)

616 ballots (0 over voted ballots, 0 overvotes, 110 blank voted), 2802 registered voters, turnout 21.98%

Gigi Olguin	90	17.79%
Terri Burnette	132	26.09%
Ben Bowman	283	55.93%
Write-in	1	0.20%
Total	506	100.00%

Tigard-Tualatin School District 23J, Director, Position 4 (Vote for 1)

616 ballots (0 over voted ballots, 0 overvotes, 129 blank voted), 2802 registered voters, turnout 21.98%

Edward S Childress	148	30.39%
Jill Zurschmeide	338	69.40%
Write-in	1	0.21%
Total	487	100.00%

Tualatin Valley Fire and Rescue District, Dir, Position 4 (Vote for 1)

616 ballots (0 over voted ballots, 0 overvotes, 161 blank voted), 2802 registered voters, turnout 21.98%

Robert A Satterwhite	181	39.78%
Randy Lauer	274	60.22%
Write-in	0	0.00%
Total	455	100.00%

Tualatin Valley Fire and Rescue District, Dir, Position 5 (Vote for 1)

616 ballots (0 over voted ballots, 0 overvotes, 166 blank voted), 2802 registered voters, turnout 21.98%

Justin Dillingham	225	50.00%
Brian Clopton	176	39.11%
Jason Hitzert	13	2.89%
Kevin Van Dyke	36	8.00%
Write-in	0	0.00%
Total	450	100.00%

Tigard Water District, Commissioner, Position 3 (Vote for 1)

616 ballots (0 over voted ballots, 0 overvotes, 273 blank voted), 2802 registered voters, turnout 21.98%

Ken Henschel	336	97.96%
--------------	-----	--------



Statement of Votes Cast by Precinct
 Washington County, May 21, 2019 Special District
 All Precincts, All Districts, All ScanStations, All Contests, All Boxes
 Official Election Results

Total Ballots Cast: 71319, Registered Voters: 360972, Overall Turnout: 19.76%

Choice	Votes	Vote %
Write-in	7	2.04%
Total	343	100.00%

Tigard Water District, Commissioner, Position 4 (Vote for 1)

616 ballots (0 over voted ballots, 0 overvotes, 273 blank voted), 2802 registered voters, turnout 21.98%

Mel Marzahl	336	97.96%
Write-in	7	2.04%
Total	343	100.00%

Tigard Water District, Commissioner, Position 5 (Vote for 1)

616 ballots (0 over voted ballots, 0 overvotes, 278 blank voted), 2802 registered voters, turnout 21.98%

Michele Limas	333	98.52%
Write-in	5	1.48%
Total	338	100.00%

Tigard-Tualatin Aquatic District, Director, Position 4 (Vote for 1)

616 ballots (0 over voted ballots, 0 overvotes, 278 blank voted), 2802 registered voters, turnout 21.98%

Nancy Kraushaar	335	99.11%
Write-in	3	0.89%
Total	338	100.00%

Tigard-Tualatin Aquatic District, Director, Position 5 (Vote for 1)

616 ballots (0 over voted ballots, 0 overvotes, 278 blank voted), 2802 registered voters, turnout 21.98%

Becky Herron	333	98.52%
Write-in	5	1.48%
Total	338	100.00%

Measure 34-286 Tualatin Valley Fire and Rescue District (Vote for 1)

616 ballots (0 over voted ballots, 0 overvotes, 26 blank voted), 2802 registered voters, turnout 21.98%

Yes	472	80.00%
No	118	20.00%
Total	590	100.00%

Precinct 398

Beaverton School District 48J, Director, Zone 3 (Vote for 1)

395 ballots (0 over voted ballots, 0 overvotes, 152 blank voted), 1854 registered voters, turnout 21.31%

Eric Simpson	242	99.59%
Write-in	1	0.41%
Total	243	100.00%

Beaverton School District 48J, Director, Zone 6 (Vote for 1)

395 ballots (0 over voted ballots, 0 overvotes, 166 blank voted), 1854 registered voters, turnout 21.31%

Becky Tymchuk	228	99.56%
Write-in	1	0.44%
Total	229	100.00%

Beaverton School District 48J, Director, Zone 7 (Vote for 1)

395 ballots (0 over voted ballots, 0 overvotes, 169 blank voted), 1854 registered voters, turnout 21.31%

Tom Colett	224	99.12%
Write-in	2	0.88%
Total	226	100.00%

Tualatin Valley Fire and Rescue District, Dir, Position 4 (Vote for 1)

395 ballots (0 over voted ballots, 0 overvotes, 114 blank voted), 1854 registered voters, turnout 21.31%

Robert A Satterwhite	101	35.94%
Randy Lauer	180	64.06%
Write-in	0	0.00%



Statement of Votes Cast by Precinct
 Washington County, May 21, 2019 Special District
 All Precincts, All Districts, All ScanStations, All Contests, All Boxes
 Official Election Results

Total Ballots Cast: 71319, Registered Voters: 360972, Overall Turnout: 19.76%

Choice	Votes	Vote %
Total	281	100.00%

Tualatin Valley Fire and Rescue District, Dir, Position 5 (Vote for 1)

395 ballots (0 over voted ballots, 0 overvotes, 112 blank voted), 1854 registered voters, turnout 21.31%

Justin Dillingham	154	54.42%
Brian Clopton	101	35.69%
Jason Hitzert	6	2.12%
Kevin Van Dyke	21	7.42%
Write-in	1	0.35%
Total	283	100.00%

Tualatin Valley Water District, Commissioner, Position 4 (Vote for 1)

387 ballots (0 over voted ballots, 0 overvotes, 157 blank voted), 1823 registered voters, turnout 21.23%

Todd Sanders	228	99.13%
Write-in	2	0.87%
Total	230	100.00%

Tualatin Valley Water District, Commissioner, Position 5 (Vote for 1)

387 ballots (0 over voted ballots, 0 overvotes, 159 blank voted), 1823 registered voters, turnout 21.23%

Jim Doane	225	98.68%
Write-in	3	1.32%
Total	228	100.00%

THPRD, Director, Position 2 (Vote for 1)

134 ballots (0 over voted ballots, 0 overvotes, 35 blank voted), 593 registered voters, turnout 22.60%

Wendy Kroger	76	76.77%
Amber WilsonValdivia	23	23.23%
Write-in	0	0.00%
Total	99	100.00%

THPRD, Director, Position 3 (Vote for 1)

134 ballots (0 over voted ballots, 0 overvotes, 31 blank voted), 593 registered voters, turnout 22.60%

Hartmeier-Prigg	73	70.87%
Bill Kanable	30	29.13%
Write-in	0	0.00%
Total	103	100.00%

THPRD, Director, Position 4 (Vote for 1)

134 ballots (0 over voted ballots, 0 overvotes, 26 blank voted), 593 registered voters, turnout 22.60%

Mahesh Udata	11	10.19%
John Griffiths	61	56.48%
Heidi Edwards	36	33.33%
Write-in	0	0.00%
Total	108	100.00%

THPRD, Director, Position 5 (Vote for 1)

134 ballots (0 over voted ballots, 0 overvotes, 32 blank voted), 593 registered voters, turnout 22.60%

Tya Ping	43	42.16%
Ali Kavianian	51	50.00%
Bhaskar Aluru	8	7.84%
Write-in	0	0.00%
Total	102	100.00%

Measure 34-286 Tualatin Valley Fire and Rescue District (Vote for 1)

395 ballots (0 over voted ballots, 0 overvotes, 7 blank voted), 1854 registered voters, turnout 21.31%

Yes	263	67.78%
No	125	32.22%
Total	388	100.00%



Statement of Votes Cast by Precinct
 Washington County, May 21, 2019 Special District
 All Precincts, All Districts, All ScanStations, All Contests, All Boxes
 Official Election Results

Total Ballots Cast: 71319, Registered Voters: 360972, Overall Turnout: 19.76%

Precinct 399

Tigard-Tualatin School District 23J, Director, Position 2 (Vote for 1)

531 ballots (1 over voted ballots, 1 overvotes, 108 blank voted), 2727 registered voters, turnout 19.47%

Choice	Votes	Vote %
Gigi Olguin	89	21.09%
Terri Burnette	120	28.44%
Ben Bowman	211	50.00%
Write-in	2	0.47%
Total	422	100.00%

Tigard-Tualatin School District 23J, Director, Position 4 (Vote for 1)

531 ballots (0 over voted ballots, 0 overvotes, 117 blank voted), 2727 registered voters, turnout 19.47%

Choice	Votes	Vote %
Edward S Childress	120	28.99%
Jill Zurschmeide	292	70.53%
Write-in	2	0.48%
Total	414	100.00%

Tualatin Valley Fire and Rescue District, Dir, Position 4 (Vote for 1)

531 ballots (0 over voted ballots, 0 overvotes, 131 blank voted), 2727 registered voters, turnout 19.47%

Choice	Votes	Vote %
Robert A Satterwhite	176	44.00%
Randy Lauer	222	55.50%
Write-in	2	0.50%
Total	400	100.00%

Tualatin Valley Fire and Rescue District, Dir, Position 5 (Vote for 1)

531 ballots (0 over voted ballots, 0 overvotes, 136 blank voted), 2727 registered voters, turnout 19.47%

Choice	Votes	Vote %
Justin Dillingham	180	45.57%
Brian Clopton	151	38.23%
Jason Hitzert	21	5.32%
Kevin Van Dyke	40	10.13%
Write-in	3	0.76%
Total	395	100.00%

Tualatin Valley Water District, Commissioner, Position 4 (Vote for 1)

531 ballots (0 over voted ballots, 0 overvotes, 206 blank voted), 2727 registered voters, turnout 19.47%

Choice	Votes	Vote %
Todd Sanders	323	99.38%
Write-in	2	0.62%
Total	325	100.00%

Tualatin Valley Water District, Commissioner, Position 5 (Vote for 1)

531 ballots (0 over voted ballots, 0 overvotes, 206 blank voted), 2727 registered voters, turnout 19.47%

Choice	Votes	Vote %
Jim Doane	323	99.38%
Write-in	2	0.62%
Total	325	100.00%

Tigard-Tualatin Aquatic District, Director, Position 4 (Vote for 1)

531 ballots (0 over voted ballots, 0 overvotes, 204 blank voted), 2727 registered voters, turnout 19.47%

Choice	Votes	Vote %
Nancy Kraushaar	324	99.08%
Write-in	3	0.92%
Total	327	100.00%

Tigard-Tualatin Aquatic District, Director, Position 5 (Vote for 1)

531 ballots (0 over voted ballots, 0 overvotes, 221 blank voted), 2727 registered voters, turnout 19.47%

Choice	Votes	Vote %
Becky Herron	308	99.35%
Write-in	2	0.65%
Total	310	100.00%

Measure 34-286 Tualatin Valley Fire and Rescue District (Vote for 1)

531 ballots (0 over voted ballots, 0 overvotes, 22 blank voted), 2727 registered voters, turnout 19.47%

Choice	Votes	Vote %
Yes	418	82.12%



Statement of Votes Cast by Precinct
 Washington County, May 21, 2019 Special District
 All Precincts, All Districts, All ScanStations, All Contests, All Boxes
 Official Election Results

Page: 126 of 185
 2019-06-06
 15:41:55

Total Ballots Cast: 71319, Registered Voters: 360972, Overall Turnout: 19.76%

Choice	Votes	Vote %
No	91	17.88%
Total	509	100.00%

Precinct 400

Tigard-Tualatin School District 23J, Director, Position 2 (Vote for 1)

814 ballots (3 over voted ballots, 3 overvotes, 143 blank voted), 4364 registered voters, turnout 18.65%

Gigi Olguin	137	20.51%
Terri Burnette	201	30.09%
Ben Bowman	328	49.10%
Write-in	2	0.30%
Total	668	100.00%

Tigard-Tualatin School District 23J, Director, Position 4 (Vote for 1)

814 ballots (1 over voted ballots, 1 overvotes, 192 blank voted), 4364 registered voters, turnout 18.65%

Edward S Childress	187	30.11%
Jill Zurschmeide	433	69.73%
Write-in	1	0.16%
Total	621	100.00%

Tualatin Valley Fire and Rescue District, Dir, Position 4 (Vote for 1)

814 ballots (2 over voted ballots, 2 overvotes, 215 blank voted), 4364 registered voters, turnout 18.65%

Robert A Satterwhite	254	42.55%
Randy Lauer	340	56.95%
Write-in	3	0.50%
Total	597	100.00%

Tualatin Valley Fire and Rescue District, Dir, Position 5 (Vote for 1)

814 ballots (1 over voted ballots, 1 overvotes, 226 blank voted), 4364 registered voters, turnout 18.65%

Justin Dillingham	256	43.61%
Brian Clopton	241	41.06%
Jason Hitzert	33	5.62%
Kevin Van Dyke	54	9.20%
Write-in	3	0.51%
Total	587	100.00%

Tualatin Valley Water District, Commissioner, Position 4 (Vote for 1)

814 ballots (0 over voted ballots, 0 overvotes, 324 blank voted), 4364 registered voters, turnout 18.65%

Todd Sanders	478	97.55%
Write-in	12	2.45%
Total	490	100.00%

Tualatin Valley Water District, Commissioner, Position 5 (Vote for 1)

814 ballots (0 over voted ballots, 0 overvotes, 333 blank voted), 4364 registered voters, turnout 18.65%

Jim Doane	475	98.75%
Write-in	6	1.25%
Total	481	100.00%

Tigard-Tualatin Aquatic District, Director, Position 4 (Vote for 1)


814 ballots (0 over voted ballots, 0 overvotes, 329 blank voted), 4364 registered voters, turnout 18.65%

Nancy Kraushaar	482	99.38%
Write-in	3	0.62%
Total	485	100.00%

Tigard-Tualatin Aquatic District, Director, Position 5 (Vote for 1)

814 ballots (0 over voted ballots, 0 overvotes, 332 blank voted), 4364 registered voters, turnout 18.65%

Becky Herron	476	98.76%
Write-in	6	1.24%
Total	482	100.00%



Statement of Votes Cast by Precinct
 Washington County, May 21, 2019 Special District
 All Precincts, All Districts, All ScanStations, All Contests, All Boxes
 Official Election Results

Total Ballots Cast: 71319, Registered Voters: 360972, Overall Turnout: 19.76%

Choice	Votes	Vote %
Measure 34-286 Tualatin Valley Fire and Rescue District (Vote for 1)		
814 ballots (0 over voted ballots, 0 overvotes, 28 blank voted), 4364 registered voters, turnout 18.65%		
Yes	628	79.90%
No	158	20.10%
Total	786	100.00%

Precinct 401

Beaverton School District 48J, Director, Zone 3 (Vote for 1)		
510 ballots (0 over voted ballots, 0 overvotes, 194 blank voted), 1970 registered voters, turnout 25.89%		
Eric Simpson	310	98.10%
Write-in	6	1.90%
Total	316	100.00%

Beaverton School District 48J, Director, Zone 6 (Vote for 1)		
510 ballots (0 over voted ballots, 0 overvotes, 198 blank voted), 1970 registered voters, turnout 25.89%		
Becky Tymchuk	306	98.08%
Write-in	6	1.92%
Total	312	100.00%

Beaverton School District 48J, Director, Zone 7 (Vote for 1)		
510 ballots (0 over voted ballots, 0 overvotes, 192 blank voted), 1970 registered voters, turnout 25.89%		
Tom Colett	315	99.06%
Write-in	3	0.94%
Total	318	100.00%

Tualatin Valley Fire and Rescue District, Dir, Position 4 (Vote for 1)		
510 ballots (0 over voted ballots, 0 overvotes, 122 blank voted), 1970 registered voters, turnout 25.89%		
Robert A Satterwhite	164	42.27%
Randy Lauer	222	57.22%
Write-in	2	0.52%
Total	388	100.00%

Tualatin Valley Fire and Rescue District, Dir, Position 5 (Vote for 1)		
510 ballots (0 over voted ballots, 0 overvotes, 132 blank voted), 1970 registered voters, turnout 25.89%		
Justin Dillingham	184	48.68%
Brian Clopton	147	38.89%
Jason Hitzert	15	3.97%
Kevin Van Dyke	31	8.20%
Write-in	1	0.26%
Total	378	100.00%

Tualatin Valley Water District, Commissioner, Position 4 (Vote for 1)		
510 ballots (0 over voted ballots, 0 overvotes, 195 blank voted), 1970 registered voters, turnout 25.89%		
Todd Sanders	310	98.41%
Write-in	5	1.59%
Total	315	100.00%

Tualatin Valley Water District, Commissioner, Position 5 (Vote for 1)		
510 ballots (0 over voted ballots, 0 overvotes, 181 blank voted), 1970 registered voters, turnout 25.89%		
Jim Doane	324	98.48%
Write-in	5	1.52%
Total	329	100.00%

THPRD, Director, Position 2 (Vote for 1)		
510 ballots (0 over voted ballots, 0 overvotes, 109 blank voted), 1970 registered voters, turnout 25.89%		
Wendy Kroger	281	70.07%
Amber WilsonValdivia	117	29.18%
Write-in	3	0.75%



Statement of Votes Cast by Precinct
 Washington County, May 21, 2019 Special District
 All Precincts, All Districts, All ScanStations, All Contests, All Boxes
 Official Election Results

Page: 128 of 185
 2019-06-06
 15:41:55

Total Ballots Cast: 71319, Registered Voters: 360972, Overall Turnout: 19.76%

Choice	Votes	Vote %
Total	401	100.00%

THPRD, Director, Position 3 (Vote for 1)

510 ballots (0 over voted ballots, 0 overvotes, 105 blank voted), 1970 registered voters, turnout 25.89%

Hartmeier-Prigg	288	71.11%
Bill Kanable	114	28.15%
Write-in	3	0.74%
Total	405	100.00%

THPRD, Director, Position 4 (Vote for 1)

510 ballots (0 over voted ballots, 0 overvotes, 106 blank voted), 1970 registered voters, turnout 25.89%

Mahesh Udata	25	6.19%
John Griffiths	148	36.63%
Heidi Edwards	229	56.68%
Write-in	2	0.50%
Total	404	100.00%

THPRD, Director, Position 5 (Vote for 1)

510 ballots (0 over voted ballots, 0 overvotes, 113 blank voted), 1970 registered voters, turnout 25.89%

Tya Ping	239	60.20%
Ali Kavarian	137	34.51%
Bhaskar Aluru	18	4.53%
Write-in	3	0.76%
Total	397	100.00%

Measure 34-286 Tualatin Valley Fire and Rescue District (Vote for 1)

510 ballots (0 over voted ballots, 0 overvotes, 11 blank voted), 1970 registered voters, turnout 25.89%

Yes	424	84.97%
No	75	15.03%
Total	499	100.00%

Precinct 402

Tigard-Tualatin School District 23J, Director, Position 2 (Vote for 1)

1970 ballots (7 over voted ballots, 7 overvotes, 269 blank voted), 8546 registered voters, turnout 23.05%

Gigi Olguin	286	16.88%
Terri Burnette	596	35.18%
Ben Bowman	810	47.82%
Write-in	2	0.12%
Total	1694	100.00%

Tigard-Tualatin School District 23J, Director, Position 4 (Vote for 1)

1970 ballots (0 over voted ballots, 0 overvotes, 386 blank voted), 8546 registered voters, turnout 23.05%

Edward S Childress	472	29.80%
Jill Zurschmeide	1110	70.08%
Write-in	2	0.13%
Total	1584	100.00%

Tualatin Valley Fire and Rescue District, Dir, Position 4 (Vote for 1)

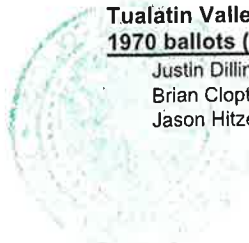
1970 ballots (1 over voted ballots, 1 overvotes, 444 blank voted), 8546 registered voters, turnout 23.05%

Robert A Satterwhite	619	40.59%
Randy Lauer	899	58.95%
Write-in	7	0.46%
Total	1525	100.00%

Tualatin Valley Fire and Rescue District, Dir, Position 5 (Vote for 1)

1970 ballots (2 over voted ballots, 2 overvotes, 497 blank voted), 8546 registered voters, turnout 23.05%

Justin Dillingham	731	49.69%
Brian Clopton	549	37.32%
Jason Hitzert	52	3.54%



Statement of Votes Cast by Precinct
 Washington County, May 21, 2019 Special District
 All Precincts, All Districts, All ScanStations, All Contests, All Boxes
 Official Election Results

Total Ballots Cast: 71319, Registered Voters: 360972, Overall Turnout: 19.76%

Choice	Votes	Vote %
Kevin Van Dyke	134	9.11%
Write-in	5	0.34%
Total	1471	100.00%

Tigard-Tualatin Aquatic District, Director, Position 4 (Vote for 1)

1970 ballots (0 over voted ballots, 0 overvotes, 680 blank voted), 8546 registered voters, turnout 23.05%

Nancy Kraushaar	1277	98.99%
Write-in	13	1.01%
Total	1290	100.00%

Tigard-Tualatin Aquatic District, Director, Position 5 (Vote for 1)

1970 ballots (0 over voted ballots, 0 overvotes, 691 blank voted), 8546 registered voters, turnout 23.05%

Becky Herron	1266	98.98%
Write-in	13	1.02%
Total	1279	100.00%

Measure 34-286 Tualatin Valley Fire and Rescue District (Vote for 1)

1970 ballots (0 over voted ballots, 0 overvotes, 73 blank voted), 8546 registered voters, turnout 23.05%

Yes	1498	78.97%
No	399	21.03%
Total	1897	100.00%

Precinct 403

Portland Community College, Director, Zone 7 (Vote for 1)

206 ballots (0 over voted ballots, 0 overvotes, 79 blank voted), 991 registered voters, turnout 20.79%

Alex Diaz Rios	127	100.00%
Write-in	0	0.00%
Total	127	100.00%

Beaverton School District 48J, Director, Zone 3 (Vote for 1)

321 ballots (0 over voted ballots, 0 overvotes, 119 blank voted), 1593 registered voters, turnout 20.15%

Eric Simpson	201	99.50%
Write-in	1	0.50%
Total	202	100.00%

Beaverton School District 48J, Director, Zone 6 (Vote for 1)

321 ballots (0 over voted ballots, 0 overvotes, 122 blank voted), 1593 registered voters, turnout 20.15%

Becky Tymchuk	197	98.99%
Write-in	2	1.01%
Total	199	100.00%

Beaverton School District 48J, Director, Zone 7 (Vote for 1)

321 ballots (0 over voted ballots, 0 overvotes, 124 blank voted), 1593 registered voters, turnout 20.15%

Tom Colett	197	100.00%
Write-in	0	0.00%
Total	197	100.00%

Tualatin Valley Fire and Rescue District, Dir, Position 4 (Vote for 1)

321 ballots (0 over voted ballots, 0 overvotes, 87 blank voted), 1593 registered voters, turnout 20.15%

Robert A Satterwhite	97	41.45%
Randy Lauer	137	58.55%
Write-in	0	0.00%
Total	234	100.00%

Tualatin Valley Fire and Rescue District, Dir, Position 5 (Vote for 1)

321 ballots (1 over voted ballots, 1 overvotes, 90 blank voted), 1593 registered voters, turnout 20.15%

Justin Dillingham	111	48.26%
Brian Clopton	86	37.39%



Statement of Votes Cast by Precinct
 Washington County, May 21, 2019 Special District
 All Precincts, All Districts, All ScanStations, All Contests, All Boxes
 Official Election Results

Page: 130 of 185
 2019-06-06
 15:41:55

Total Ballots Cast: 71319, Registered Voters: 360972, Overall Turnout: 19.76%

Choice	Votes	Vote %
Jason Hitzert	6	2.61%
Kevin Van Dyke	27	11.74%
Write-in	0	0.00%
Total	230	100.00%

Tualatin Valley Water District, Commissioner, Position 4 (Vote for 1)

321 ballots (0 over voted ballots, 0 overvotes, 121 blank voted), 1593 registered voters, turnout 20.15%

Todd Sanders	200	100.00%
Write-in	0	0.00%
Total	200	100.00%

Tualatin Valley Water District, Commissioner, Position 5 (Vote for 1)

321 ballots (0 over voted ballots, 0 overvotes, 124 blank voted), 1593 registered voters, turnout 20.15%

Jim Doane	197	100.00%
Write-in	0	0.00%
Total	197	100.00%

THPRD, Director, Position 2 (Vote for 1)

249 ballots (0 over voted ballots, 0 overvotes, 63 blank voted), 1108 registered voters, turnout 22.47%

Wendy Kroger	141	75.81%
Amber WilsonValdivia	45	24.19%
Write-in	0	0.00%
Total	186	100.00%

THPRD, Director, Position 3 (Vote for 1)

249 ballots (0 over voted ballots, 0 overvotes, 57 blank voted), 1108 registered voters, turnout 22.47%

Hartmeier-Prigg	131	68.23%
Bill Kanable	61	31.77%
Write-in	0	0.00%
Total	192	100.00%

THPRD, Director, Position 4 (Vote for 1)

249 ballots (0 over voted ballots, 0 overvotes, 58 blank voted), 1108 registered voters, turnout 22.47%

Mahesh Udata	16	8.38%
John Griffiths	87	45.55%
Heidi Edwards	88	46.07%
Write-in	0	0.00%
Total	191	100.00%

THPRD, Director, Position 5 (Vote for 1)

249 ballots (0 over voted ballots, 0 overvotes, 57 blank voted), 1108 registered voters, turnout 22.47%

Tya Ping	98	51.04%
Ali Kavarianian	73	38.02%
Bhaskar Aluru	20	10.42%
Write-in	1	0.52%
Total	192	100.00%

Measure 34-286 Tualatin Valley Fire and Rescue District (Vote for 1)

321 ballots (0 over voted ballots, 0 overvotes, 27 blank voted), 1593 registered voters, turnout 20.15%

Yes	244	82.99%
No	50	17.01%
Total	294	100.00%

Precinct 404

Tigard-Tualatin School District 23J, Director, Position 2 (Vote for 1)

1468 ballots (16 over voted ballots, 16 overvotes, 175 blank voted), 6959 registered voters, turnout 21.09%

Gigi Olguin	332	26.00%
Terri Burnette	368	28.82%
Ben Bowman	573	44.87%



Statement of Votes Cast by Precinct
 Washington County, May 21, 2019 Special District
 All Precincts, All Stations, All Contests, All Boxes
 Official Election Results

Total Ballots Cast: 71319, Registered Voters: 360972, Overall Turnout: 19.76%

Choice	Votes	Vote %
Write-in	4	0.31%
Total	1277	100.00%

Tigard-Tualatin School District 23J, Director, Position 4 (Vote for 1)

1468 ballots (1 over voted ballots, 1 overvotes, 243 blank voted), 6959 registered voters, turnout 21.09%

Edward S Childress	330	26.96%
Jill Zurschmeide	892	72.88%
Write-in	2	0.16%
Total	1224	100.00%

Tualatin Valley Fire and Rescue District, Dir, Position 4 (Vote for 1)

1468 ballots (1 over voted ballots, 1 overvotes, 261 blank voted), 6959 registered voters, turnout 21.09%

Robert A Satterwhite	504	41.79%
Randy Lauer	697	57.79%
Write-in	5	0.41%
Total	1206	100.00%

Tualatin Valley Fire and Rescue District, Dir, Position 5 (Vote for 1)

1468 ballots (1 over voted ballots, 1 overvotes, 285 blank voted), 6959 registered voters, turnout 21.09%

Justin Dillingham	555	46.95%
Brian Clopton	436	36.89%
Jason Hitzert	56	4.74%
Kevin Van Dyke	132	11.17%
Write-in	3	0.25%
Total	1182	100.00%

Tigard-Tualatin Aquatic District, Director, Position 4 (Vote for 1)

1468 ballots (0 over voted ballots, 0 overvotes, 427 blank voted), 6959 registered voters, turnout 21.09%

Nancy Kraushaar	1026	98.56%
Write-in	15	1.44%
Total	1041	100.00%

Tigard-Tualatin Aquatic District, Director, Position 5 (Vote for 1)

1468 ballots (0 over voted ballots, 0 overvotes, 437 blank voted), 6959 registered voters, turnout 21.09%

Becky Herron	1017	98.64%
Write-in	14	1.36%
Total	1031	100.00%

Measure 34-286 Tualatin Valley Fire and Rescue District (Vote for 1)

1468 ballots (0 over voted ballots, 0 overvotes, 41 blank voted), 6959 registered voters, turnout 21.09%

Yes	1198	83.95%
No	229	16.05%
Total	1427	100.00%

Precinct 405

Tigard-Tualatin School District 23J, Director, Position 2 (Vote for 1)

2409 ballots (20 over voted ballots, 20 overvotes, 366 blank voted), 8813 registered voters, turnout 27.33%

Gigi Olguin	329	16.26%
Terri Burnette	625	30.89%
Ben Bowman	1065	52.64%
Write-in	4	0.20%
Total	2023	100.00%

Tigard-Tualatin School District 23J, Director, Position 4 (Vote for 1)

2409 ballots (1 over voted ballots, 1 overvotes, 453 blank voted), 8813 registered voters, turnout 27.33%

Edward S Childress	532	27.21%
Jill Zurschmeide	1415	72.38%
Write-in	8	0.41%

