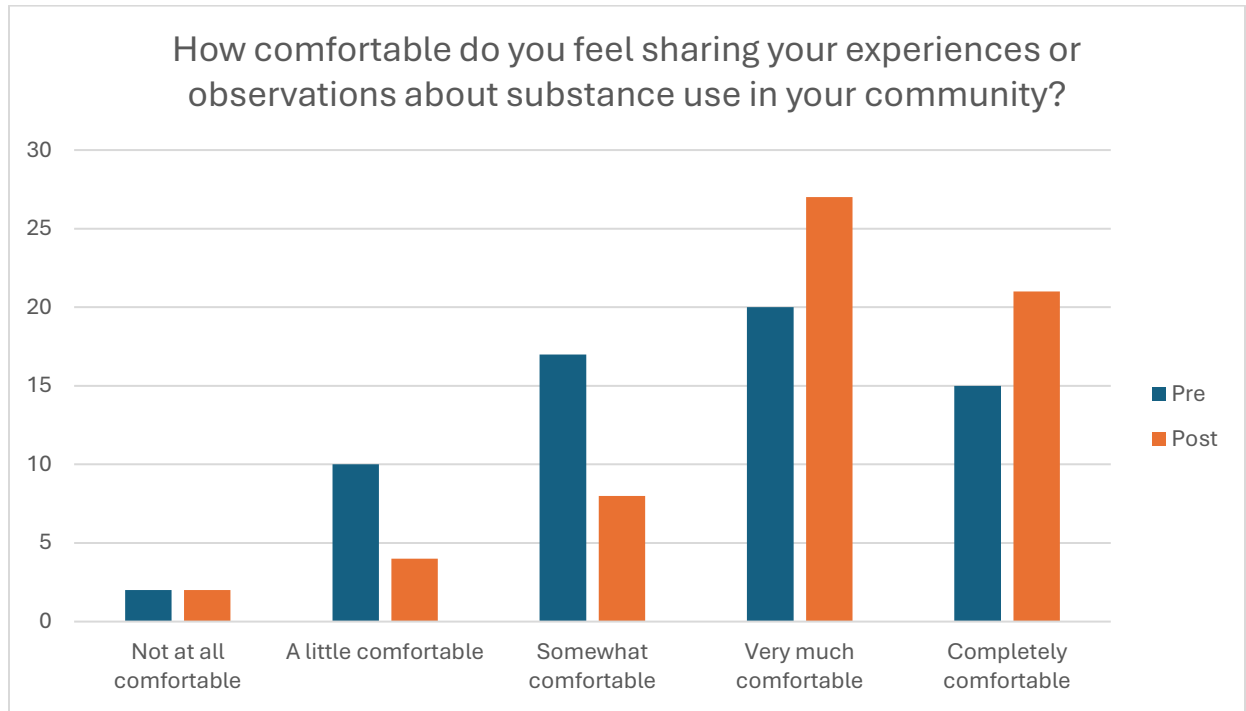
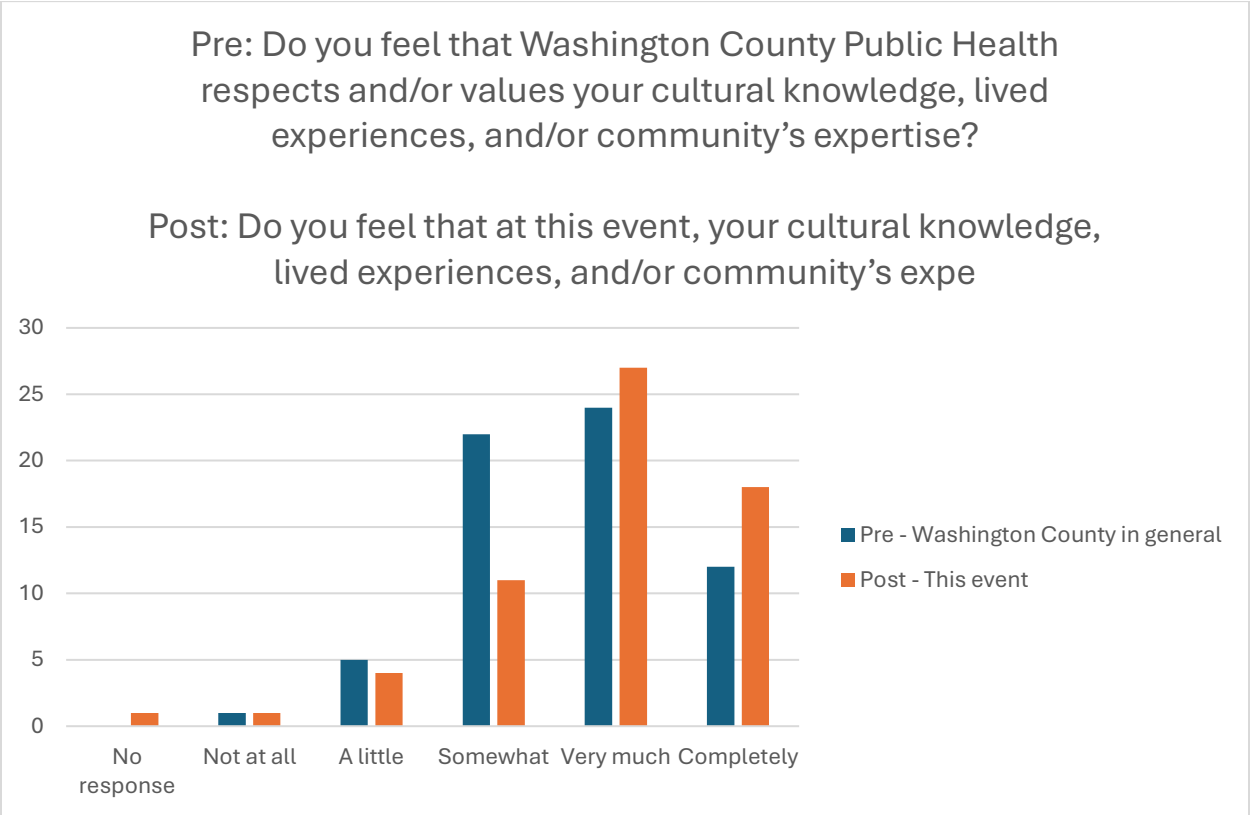
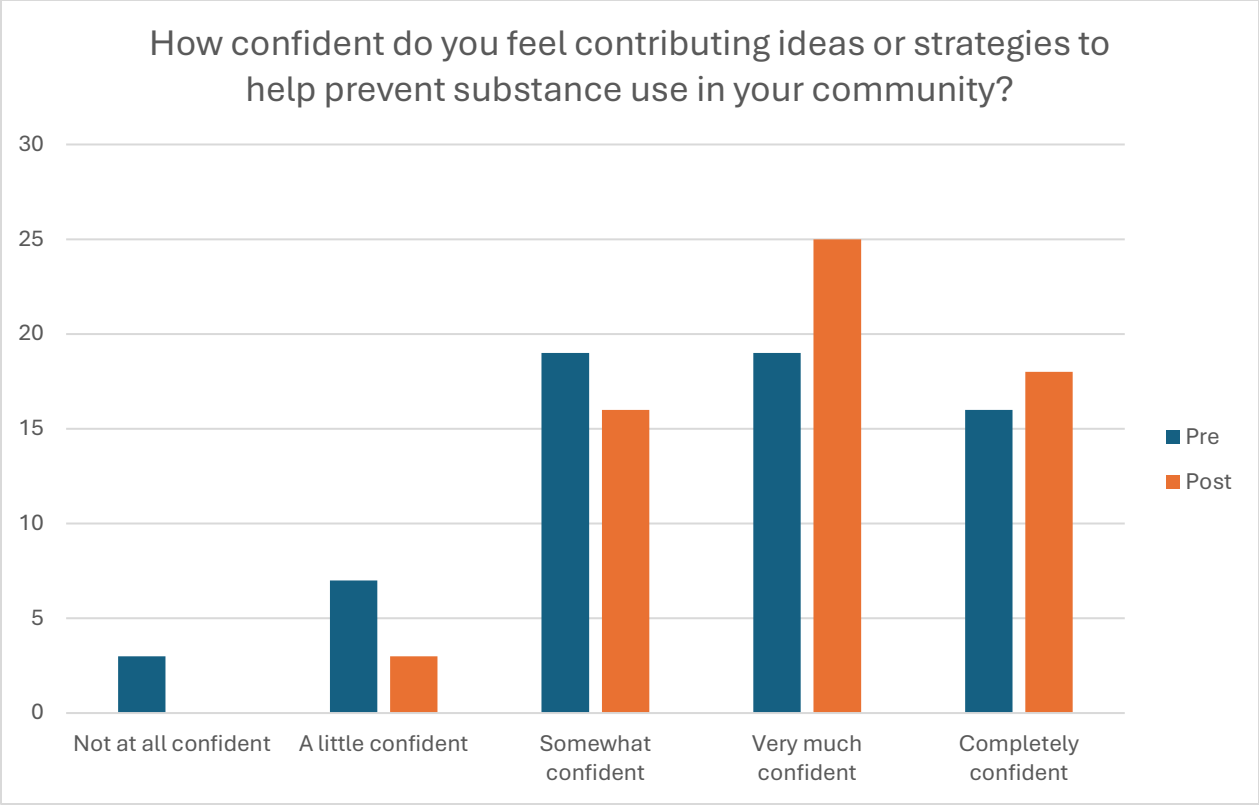
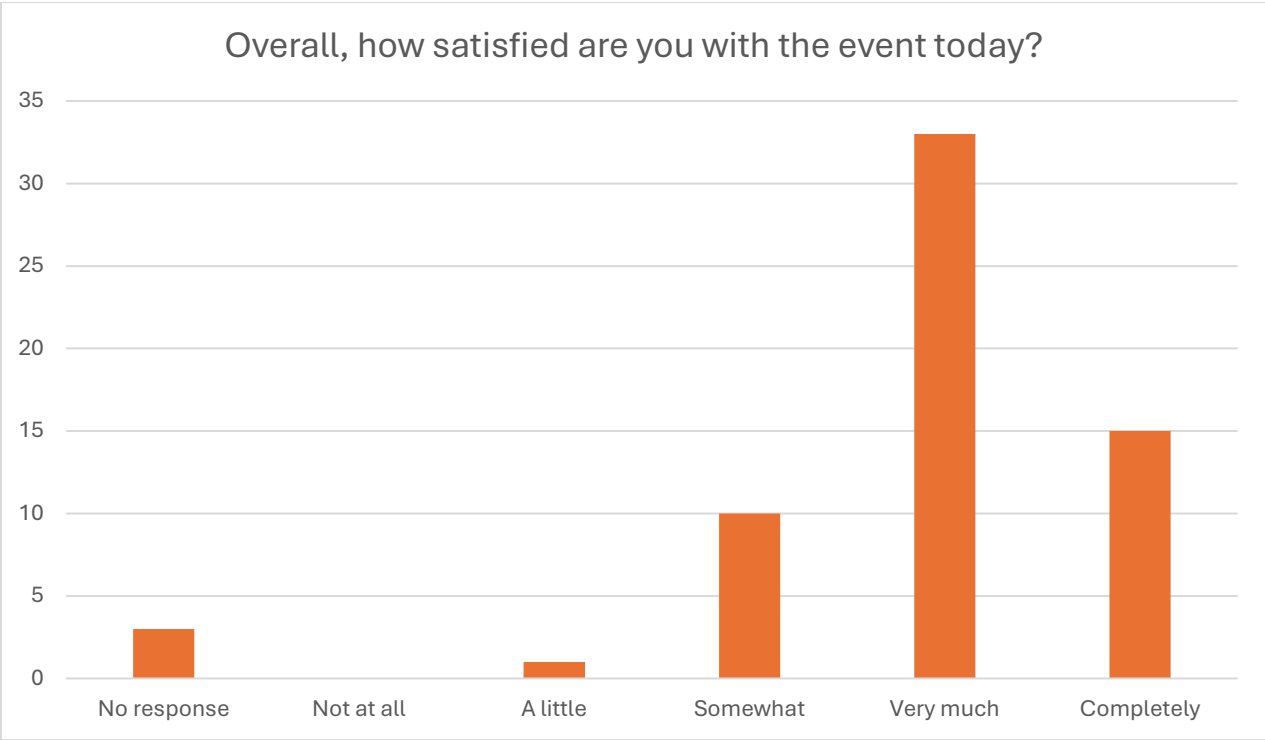
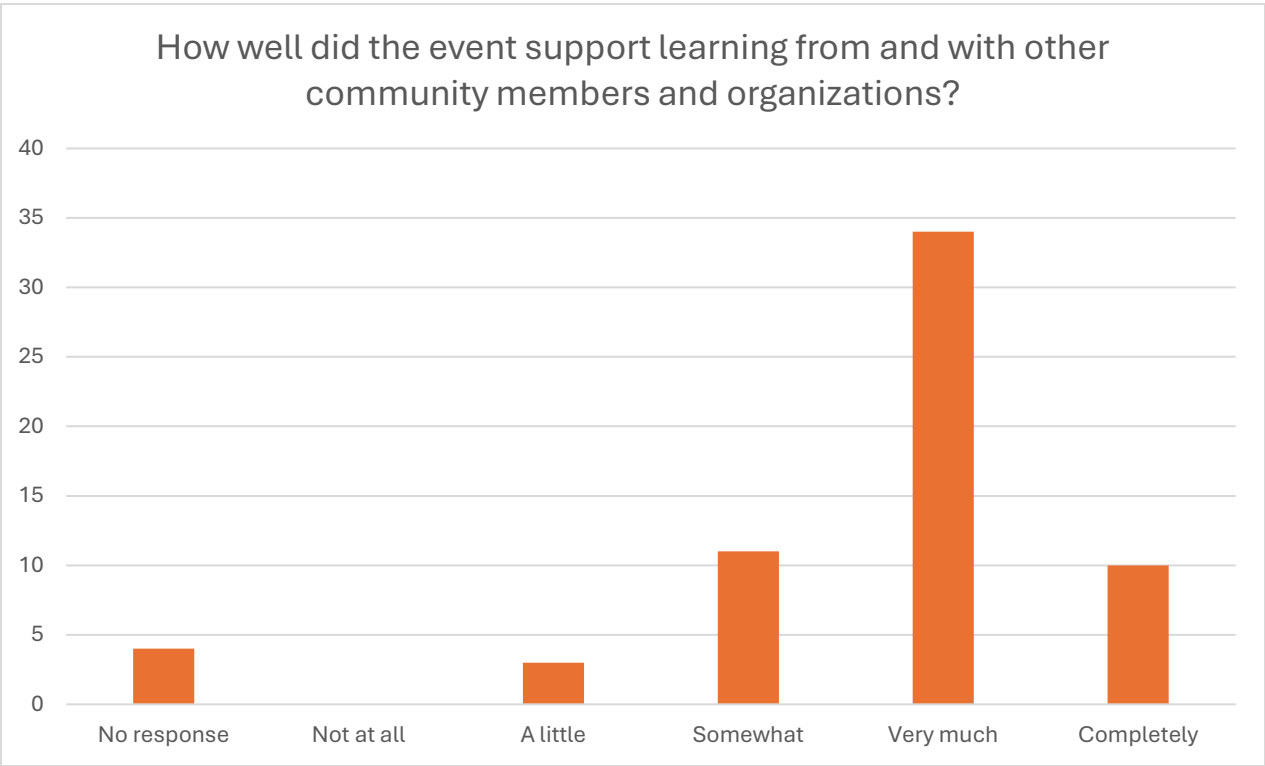


Data Summary

We received 64 responses to our pre-survey and 62 responses to our post-survey. Below is a summary of the results:







We also received valuable feedback from the free response questions in the post-survey. Below are some quotes from those responses:

If you answered "Not at all" or "A little" to the question ‘Do you feel that at this event, your cultural knowledge, lived experiences, and/or community’s expertise were respected and/or valued?’, please explain why?

“When the dominant topic of the discussion is about data, it's difficult to contribute personal, culturally specific experiences. Data inherently is from the perspective of a third party, so it's difficult to shift perspectives and talk about data as if these are not numbers reflecting individual lives.”

If you answered "Not at all" or "A little" to the question ‘Do you feel that at this event, your cultural knowledge, lived experiences, and/or community’s expertise were respected and/or valued?’, how could we improve?

“I think including youths [sic] voice is crucial in this conversation. ...Let's empower the youth and give them the tools to help themselves.”

Do you have any other feedback for the event organizers?

“Que incluyan a los jóvenes , para escuchar que puedan y que tienen q decir”

[English: You should include youth so they can be heard and say what they have to say.]

“It was a good start. Plenty of people looking to jump into action...good job keeping the brakes on and working to be thoughtful / building knowledge.”

What would help you (and/or your organization, if applicable) continue to participate in this initiative?

“Continue to have these types of opportunities and keep getting updates of what has been done with what we started today.”

“I will participate and support this work no matter what!”

Below is a summary of the results of the dot voting activity from the end of the event, showing the substance and population pairs that people voted to be the priority issue for the grant (pairs that received no votes are not shown):

Substance	Population	Total votes
Cannabis/marijuana	Middle schoolers	20
Alcohol	Hispanic Latino youth/YA	16
Cannabis/marijuana	Latino/Hispanic youth/YA	11
Alcohol	Middle schoolers	9
Tobacco/nicotine	Middle schoolers	9
Opioid/fentanyl	Youth experiencing instability/disenfranchised	8
Alcohol	High schoolers	6
Cannabis/marijuana	High schoolers	6
Opioid/fentanyl	High schoolers	6
Polysubstance/use of multiple substances	Latino/Hispanic youth/YA	5
Tobacco/nicotine	Latino/Hispanic youth/YA	5
Cannabis/marijuana	Low income	4
Tobacco/nicotine	High schoolers	4
Opioid/fentanyl	Houseless	3
Polysubstance/use of multiple substances	Houseless	3

Alcohol	LGBTQ+/Queer	2
Alcohol	Low income	2
Cannabis/marijuana	LGBTQ+/Queer	2
Opioid/fentanyl	Latino/Hispanic youth/YA	2
Polysubstance/use of multiple substances	High schoolers	2
Polysubstance/use of multiple substances	BIPOC	2
Polysubstance/use of multiple substances	Low income	2
Alcohol	Black/African American youth/YA	1
Cannabis/marijuana	BIPOC youth/YA	1
Tobacco/nicotine	LGBTQ+/Queer	1
Polysubstance/use of multiple substances	Middle schoolers	1
Polysubstance/use of multiple substances	LGBTQ+/Queer	1